



West Michigan Partnership for Children FY20 Program Performance Goals

Performance Goal Summary	FY19	FY20	Standard	Goal	Achieved
Maltreatment in Care	11.88	12.95	9.67	9.67	No
Relative Placements	41	27	-	10% Increase	No
Permanency in 12 Months	19.8%	18.2%	42.7%	24%	No
Worker-Parent Contacts	66%	69%	85%	71%	No
Parent-Child Contacts	49%	45%	85%	55%	No
Reduce Days in Shelter	3,095	1,999	-	2% Reduction	Yes
Reduce First Shelter Placement	25%	21%	-	Not Exceed 25%	Yes
Reduce Days in Residential	26,205	24,876	-	8% Reduction	No
In County Placements	66%	65%	-	68%	No
Permanency in 12 to 23 Months	54.5%	39.5%	45.9%	45.9%	No
Permanency in 24+ Months	49.1%	48.3%	31.8%	31.8%	Yes
Re-Entry in 12 Months	7.6%	3.2%	8.3%	8.3%	Yes
Placement Stability	3.71	3.25	4.12	4.12	Yes

Performance Outcomes to be Measured:

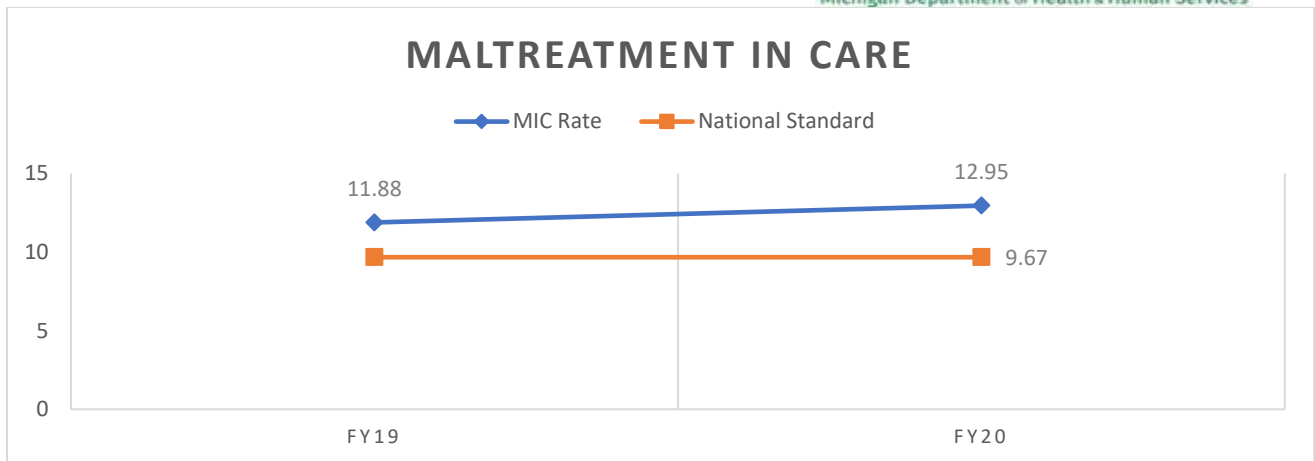
Safety in Foster Care

1. Maltreatment in Care – **Goal Not Achieved**

Of all children in care during a 12-month period, supervised by the Grantee, the rate of maltreatment in care shall not exceed 9.67, as defined in the federal Child and Family Service Review, Round 3.

FY20 Performance: 12.95 - Cohort: July 1st, 2018 to June End 2019

FY19 Performance: 11.88 - Cohort: October 1st, 2017 to September End 2018



Source: Data retrieved from DTMB on October 19, 2020.

2. Relative Placements – **Goal Not Achieved**

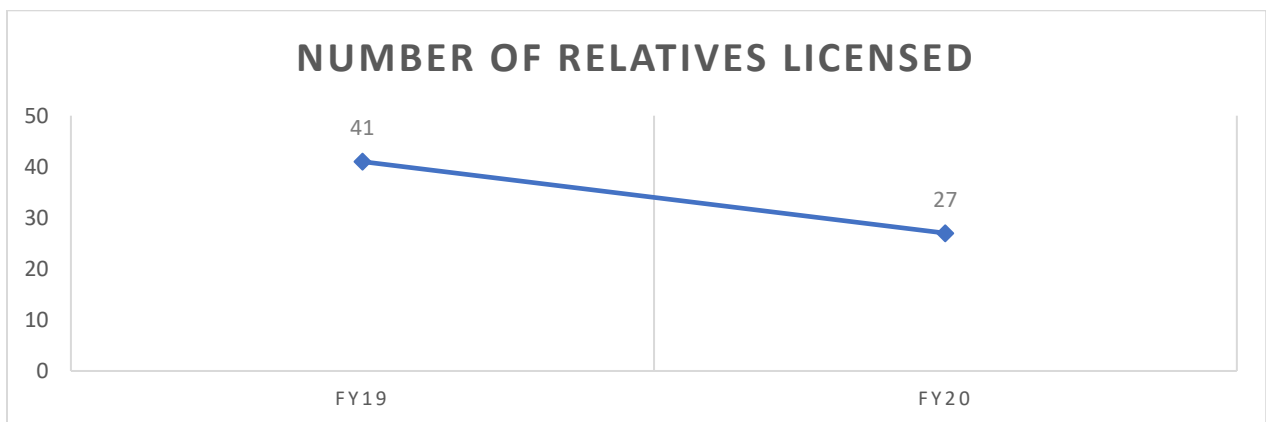
Relatives successfully completing the licensing process will increase 30 percent by the end of FY2022.

The Grantee shall achieve the following annual goals at the conclusion of each fiscal year:

- 10 percent increase in FY20
- 10 percent increase in FY21
- 10 percent increase in FY22

FY20 Performance: 27 Licensed - Decreased by 41%

FY19 Performance: 41 Licensed – Baseline Measure



Source: Data retrieved from Data Warehouse on October 19, 2020.

Permanency

3. Permanency within 12 Months for Children Entering Care – **Goal Not Achieved**

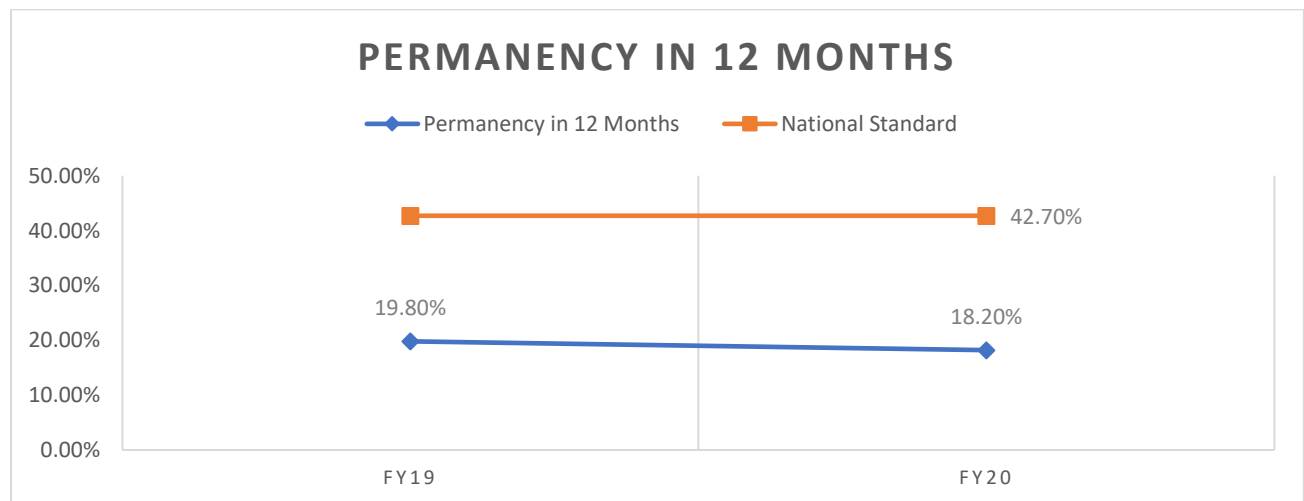
At least 30 percent of children supervised by the Grantee shall achieve permanency within 12 months for children entering foster care, as defined in the federal Child and Family Service Review, Round 3 by the end of FY22.

The Grantee shall achieve the following annual goals at the conclusion of each fiscal year:

- 24 percent in FY20
- 27 percent in FY21
- 30 percent in FY22

FY20 Performance: 18.2% - Cohort: July 1st, 2017 to June End 2018

FY19 Performance: 19.8% - Cohort: October 1st, 2016 to September End 2017



Source: Data retrieved from DTMB on October 19, 2020.

4. Work-Parent Contacts – **Goal Not Achieved**

At least 82 percent of parents whose children have a permanency goal of reunification and are supervised by the Grantee, shall have face-to-face contact by the assigned caseworker by the end of FY22.

The Grantee shall achieve the following annual goals at the conclusion of each fiscal year:

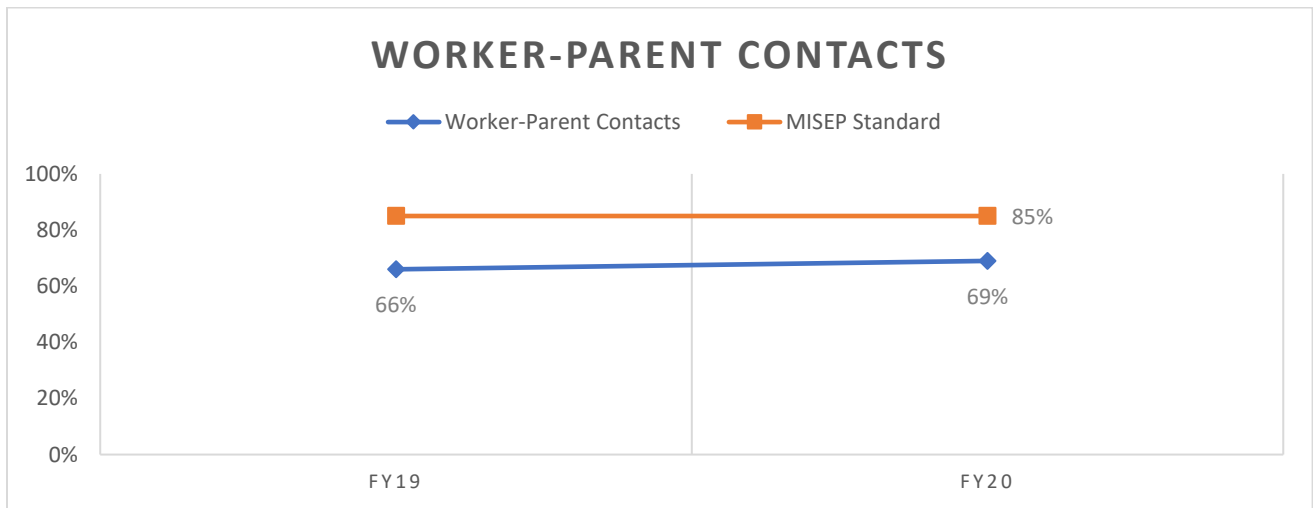
- 71 percent in FY20

- 76 percent in FY21
- 82 percent in FY22

FY20 Performance: 69%

- 55% - Data Warehouse Measure Only
- 75% Pre-COVID October 2019 – February 2020 (Retrieved from Data Warehouse)
- 62% COVID Only March 2020 – September 2020 (Retrieved from DMU)
 - COVID Only - contact is virtual and/or face to face

FY19 Performance: 66%



Source: Data retrieved from Data Warehouse on October 19, 2020 and DMU data for COVID data.

5. Parent-Child Contacts – **Goal Not Achieved**

At least 65 percent of children supervised by the Grantee with a goal of reunification shall have visitation with their parent(s) by the end of FY22.

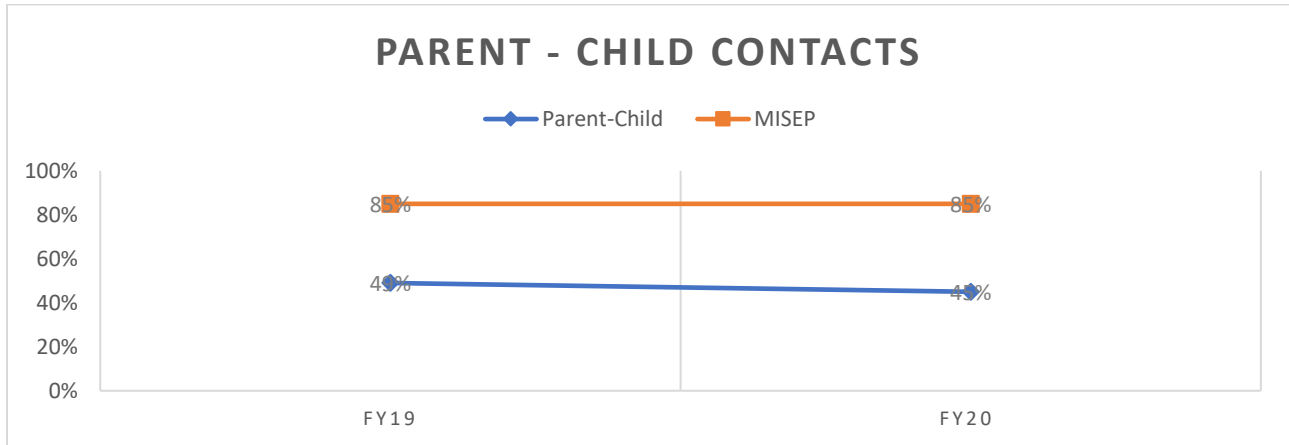
The Grantee shall achieve the following annual goals the conclusion of each fiscal year:

- 55 percent in FY20
- 59 percent in FY21
- 65 percent in FY22

FY20 Performance: 45%

- 61% pre-COVID October 2019 – February 2020 (Retrieved from Data Warehouse)

FY19 Performance: 49%



Source: Data retrieved from Data Warehouse on October 19, 2020.

6. Reduced Days in Care in Emergency Shelter – **Goal Achieved**

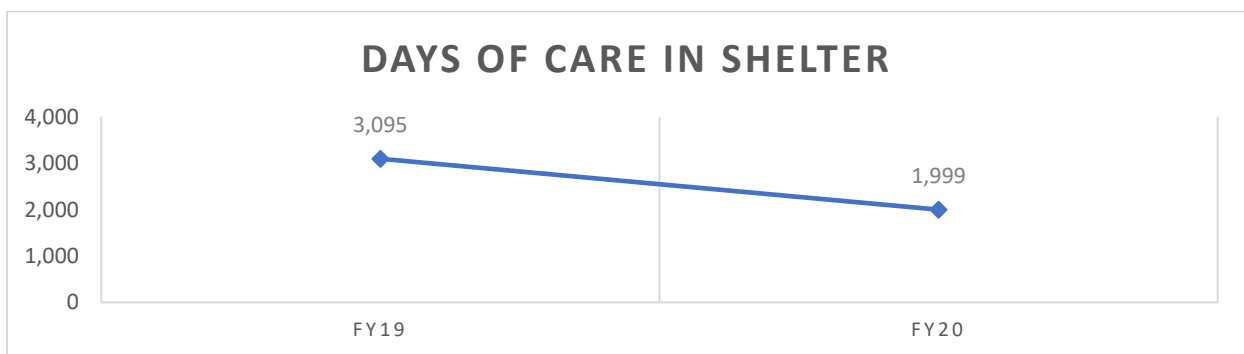
The total number of children placed in emergency shelter will reduce by 16 percent by the end of FY22.

The Grantee shall achieve the following annual goals the conclusion of each fiscal year:

- 2 percent reduction in FY20
- 5 percent reduction in FY21
- 9 percent reduction in FY22

FY20 Performance: 1,999 Days – 43% Reduction

FY19 Performance: 3,095 Days



Source: Data retrieved from Data Warehouse on October 19, 2020.

7. Reduce Percentage of Children First Placed in Shelter – **Goal Achieved**

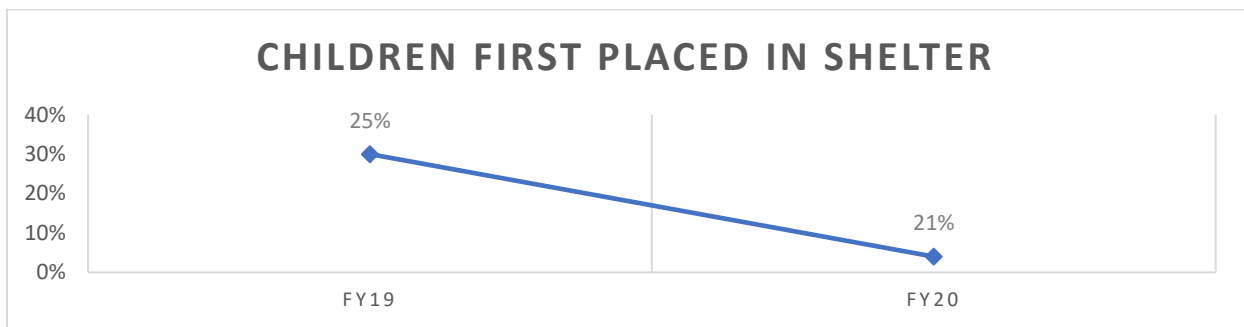
The percentage of children for whom shelter is their first placement will not exceed 15 percent by the end of FY22.

The Grantee shall achieve the following annual goals the conclusion of each fiscal year:

- Not exceed 25 percent in FY20
- Not exceed 20 percent in FY21
- Not exceed 15 percent in FY22

FY20 Performance: 20%

FY19 Performance: 25%



Source: Data retrieved from DTMB on 12/3/20.

8. Reduced Days in Care in Residential – **Goal Not Achieved**

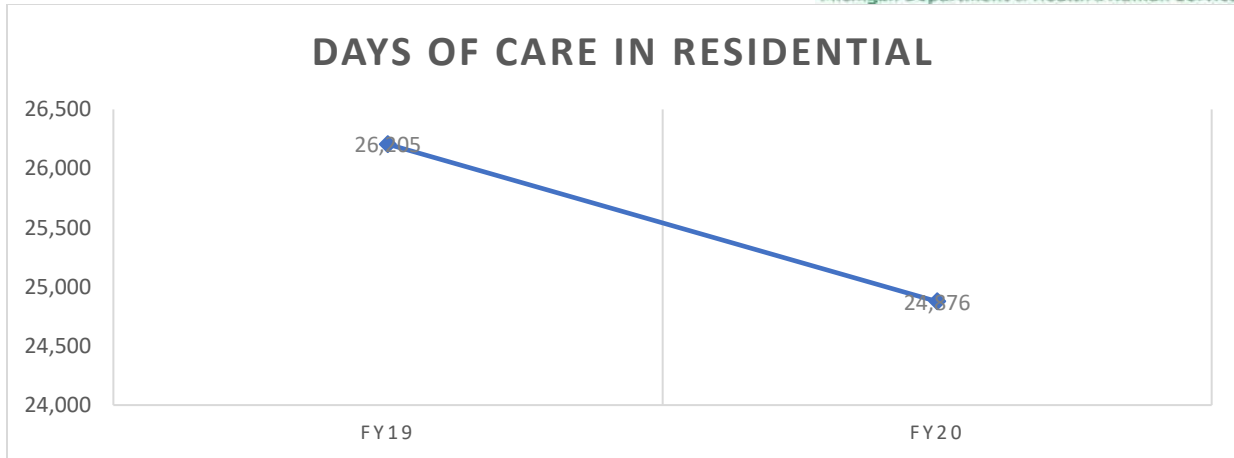
The total number of days children placed in residential care will reduce by 24 percent by the end of FY22.

The Grantee shall achieve the following annual goals the conclusion of each fiscal year:

- 8 percent reduction in FY20
- 8 percent reduction in FY21
- 8 percent reduction in FY22

FY20 Performance: 24,876 Days – 6% Reduction

FY19 Performance: 26,205 Days



Source: Data retrieved from Data Warehouse on October 19, 2020.

9. Increase in County Placements– Goal Not Achieved

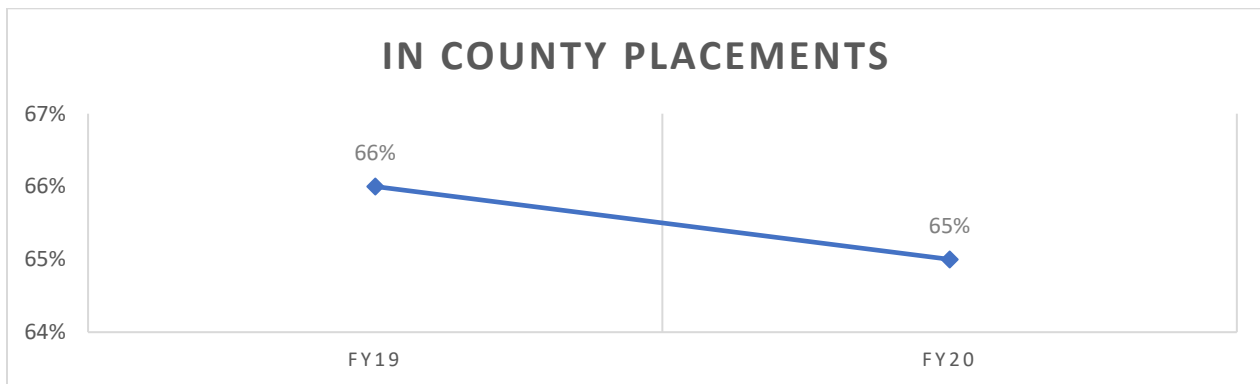
Of all placements supervised through the Grantee, 72 percent of placements will remain in Kent County by the end of FY22.

The Grantee shall achieve the following annual goals the conclusion of each fiscal year:

- 68 percent in FY20
- 70 percent in FY21
- 72 percent in FY22

FY20 Performance: 65%

FY19 Performance: 66%



Source: Data retrieved from Data Warehouse on October 19, 2020.

Grantee shall meet and/or maintain compliance in the following measures:

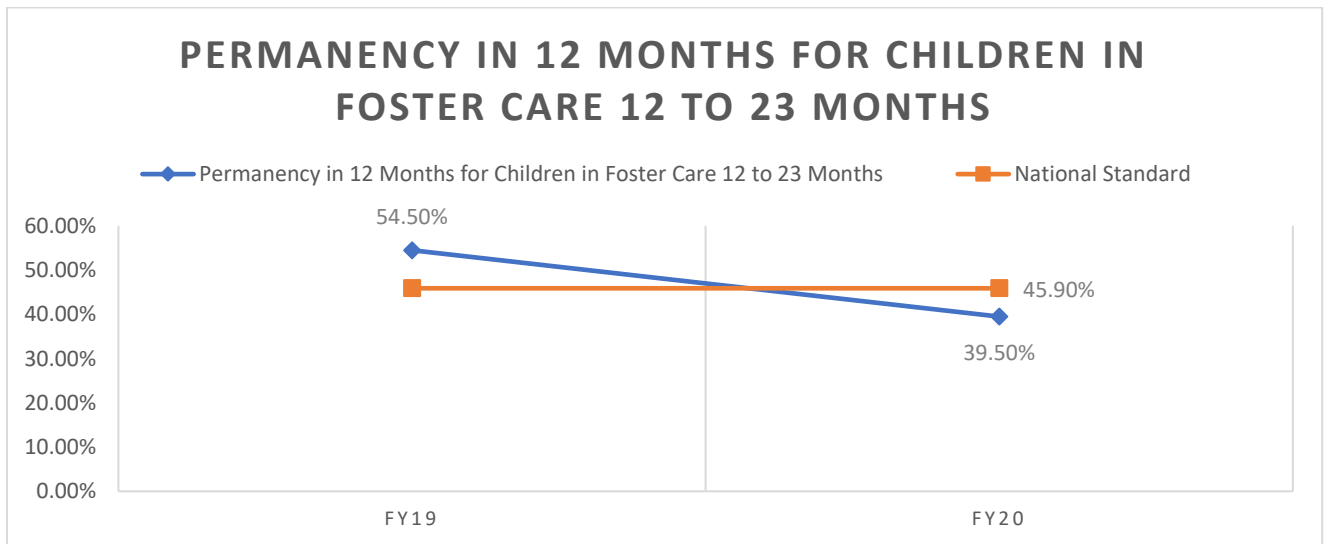
Performance Outcomes

1. Permanency in 12 Months for Children in Foster Care 12 to 23 Months. – Goal Not Achieved

At least 45.9 percent of children supervised by the Grantee, in foster care 12 to 23 months, shall achieve permanency within 12 months as defined in the federal Child and Family Service Review, Round 3.

FY20 Performance: 39.5% in care on July 1, 2019

FY19 Performance: 54.5% in care on October 1, 2018



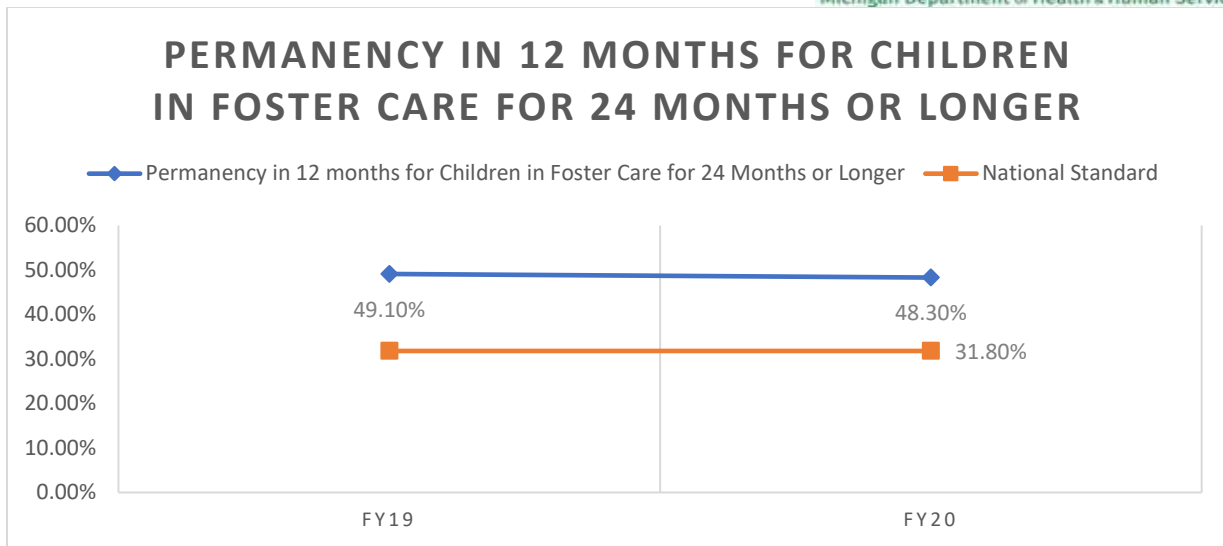
Source: Data retrieved from DTMB on October 19, 2020.

2. Permanency in 12 months for Children in Foster Care for 24 Months or Longer– Goal Achieved

At least 31.8 percent of children supervised by the Grantee, in foster care 24 months or longer, shall achieve permanency within 12 months as defined in the federal Child and Family Service Review, Round 3.

FY20 Performance: 48.3% in care on July 1, 2019

FY19 Performance: 49.1% in care on October 1, 2018



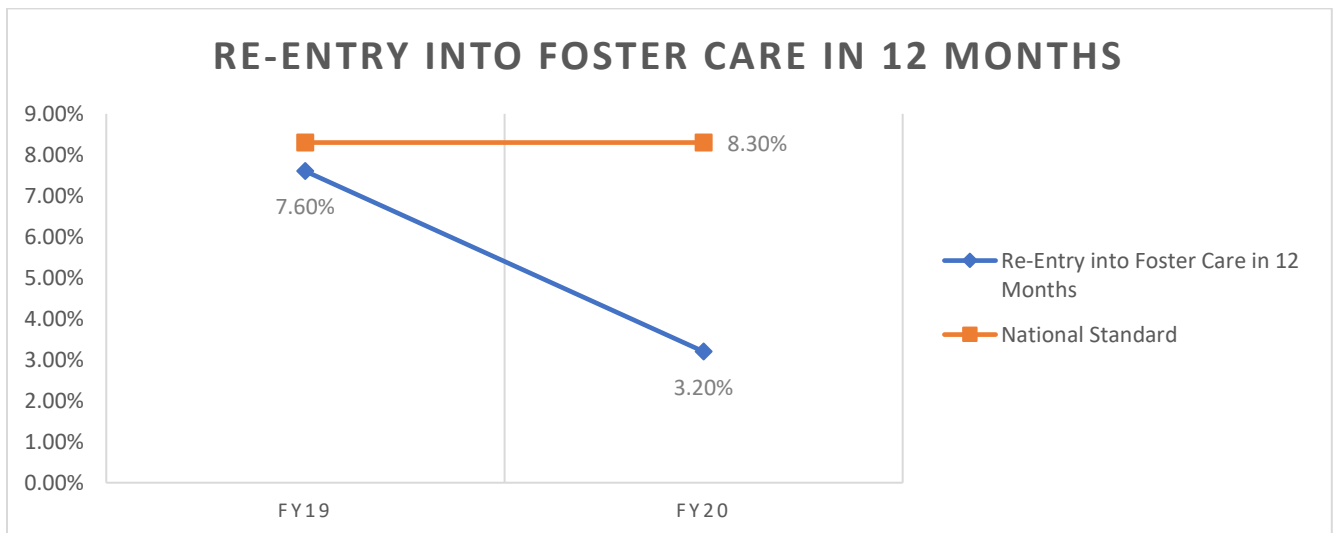
Source: Data retrieved from DTMB on October 19, 2020.

3. Re-Entry into Foster Care in 12 Months – **Goal Achieved**

At least 8.3 percent of children supervised by the Grantee, shall not re-enter foster care within 12 months as defined in the federal Child and Family Service Review, Round 3.

FY20 Performance: 3.2% - Cohort: July 1st, 2019 to June End 2020

FY19 Performance: 7.6% - Cohort: October 1st, 2016 to September End 2017



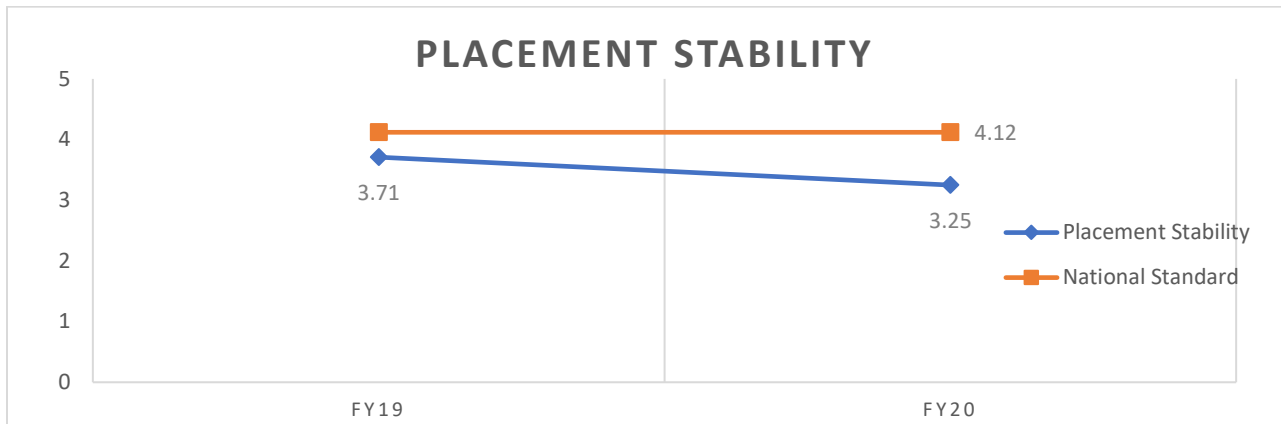
Source: Data retrieved from DTMB on October 19, 2020.

4. Placement Stability – Goal Achieved

Children supervised by the Grantee shall have no more than 4.12 placement moves as defined in the federal Child and Family Service Review, Round 3.

FY20 Performance: 3.25 - Cohort: July 1st, 2019 to June End 2020

FY19 Performance: 3.71 - Cohort: October 1st, 2018 to September End 2019



Source: Data retrieved from DTMB on October 19, 2020.

Program Improvement Plan:

For any unmet performance goals, a program improvement plan will be due to MDHHS for review and approval within 30 days of the request.