



West Michigan Partnership for Children FY22 Program Performance Goals

Performance Goal Summary	FY19	FY20	FY21	FY22	Standard	Goal	Achieved
Maltreatment in Care	11.88	12.95	7.31	1.37	9.67	9.67	Yes
Licensed Relative Placements	41	27	20	19	-	10% Increase (55)	No
Permanency in 12 Months	19.8%	18.2%	22.7%	21.2%	42.7%	30%	No
Worker-Parent Contacts	66%	69%	60%	71%	85%	82%	No
Parent-Child Contacts	49%	45%	52%	62%	85%	65%	No
Reduce Days in Shelter	3,095	1,999	471	272	-	9%Reduction (2,600)	Yes
Reduce First Shelter Placement	30%	4%	.04%	0	-	Not Exceed 15%	Yes
Reduce Days in Residential	26,205	24,876	15,602	9,277	-	24%Reduction (19,916)	Yes
In County Placements	66%	65%	64%	63%	-	72%	No
Permanency in 12 to 23 Months	54.5%	39.5%	40.5%	47.2%	45.9%	45.9%	Yes
Permanency in 24+ Months	49.1%	48.3%	59.5%	47%	31.8%	31.8%	Yes
Re-Entry in 12 Months	7.6%	3.2%	3.5%	4.7%	8.3%	8.3%	Yes
Placement Stability	3.71	3.25	3.76	4.10	4.12	4.12	Yes

Performance Outcomes to be Measured:

Safety in Foster Care

1. Maltreatment in Care – Goal Achieved

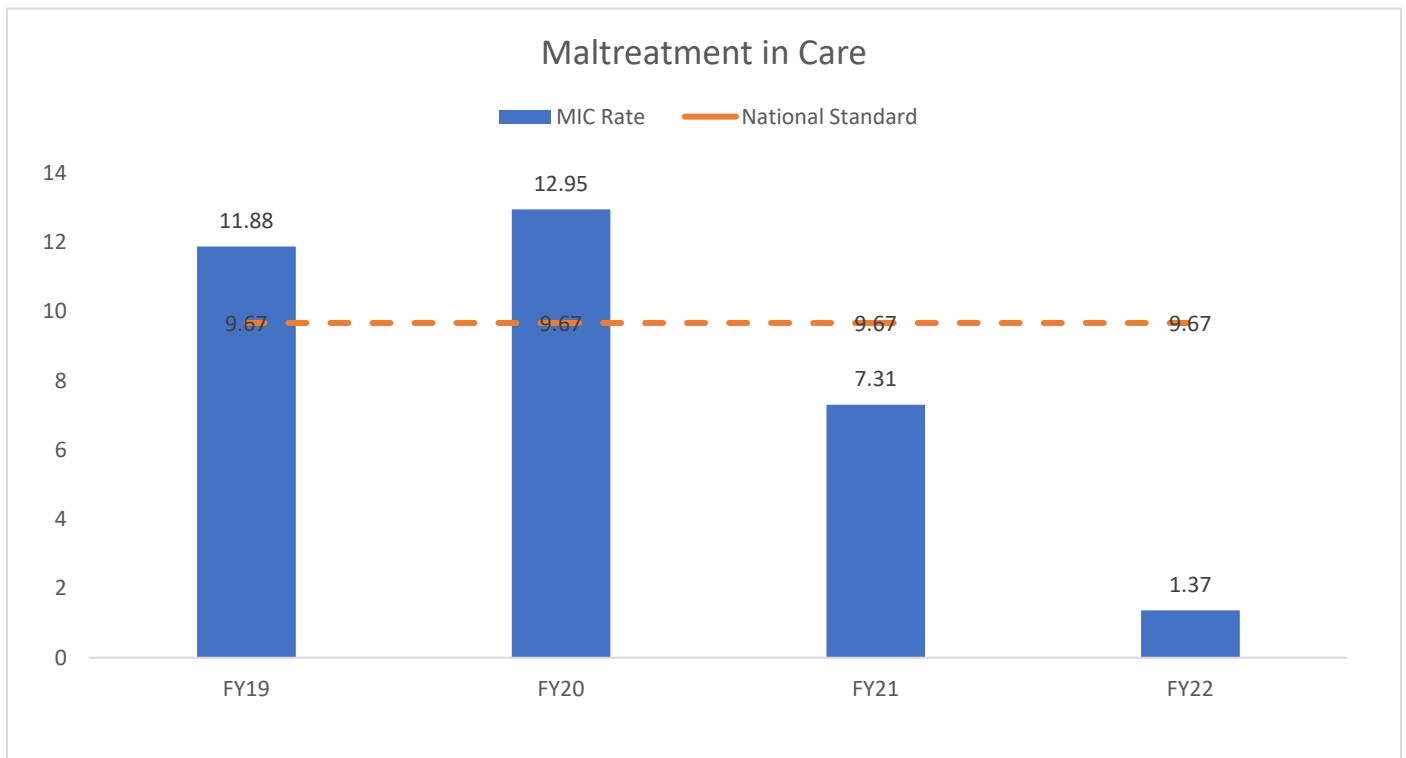
Of all children in care during a 12-month period, supervised by the Grantee, the rate of maltreatment in care shall not exceed 9.67, as defined in the Federal Child and Family Service Review, Round 3. Lower is better for this measure.

FY22 Performance 1.37- Cohort July 1st 2020 to June End 2021

FY21 Performance 7.31- Cohort July 1st 2019 to June End 2020

FY20 Performance: 12.95 - Cohort: July 1st 2018 to June End 2019

FY19 Performance: 11.88 - Cohort: October 1st 2017 to September End 2018



Source: Data retrieved from DTMB on October 18, 2022.

2. Relative Placements – **Goal Not Achieved**

Relatives successfully completing the licensing process will increase 30 percent by the end of FY2022.

The Grantee shall achieve the following annual goals at the conclusion of each fiscal year:

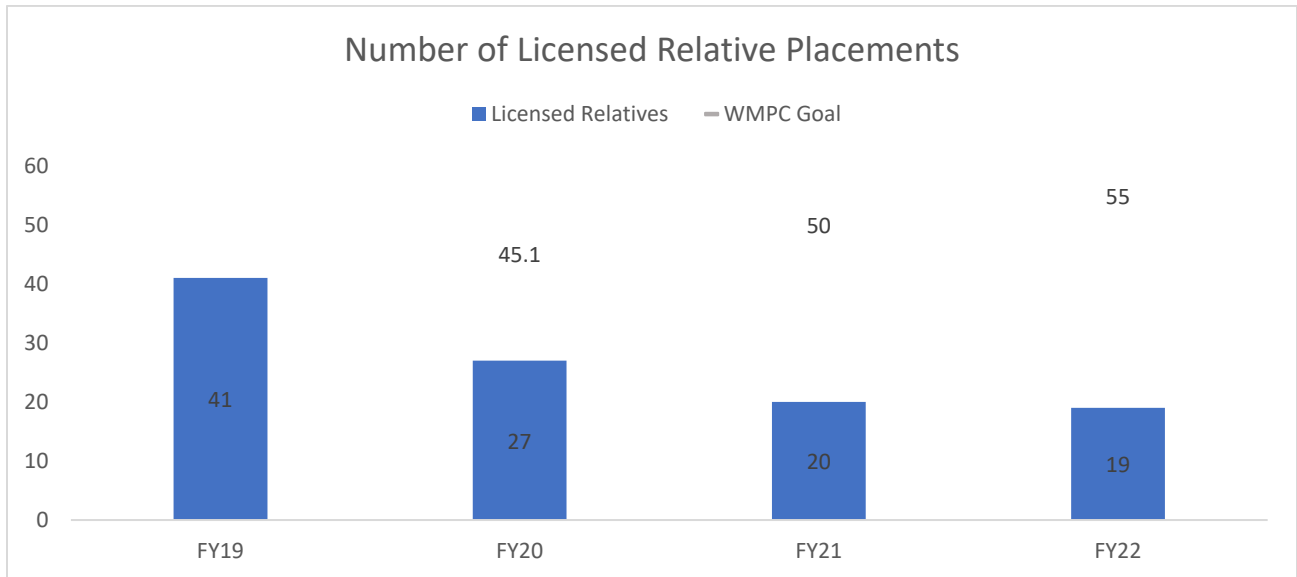
- 10 percent increase (45 relatives) in FY20
- 10 percent increase (50 relatives) in FY21
- 10 percent increase (55 relatives) in FY22

FY22 Performance: 19 Licensed- Decreased by 5% from FY21

FY21 Performance: 20 Licensed- Decreased by 26% from FY20

FY20 Performance: 27 Licensed - Decreased by 34%

FY19 Performance: 41 Licensed – Baseline Measure



Source: Data retrieved from Data Warehouse on November 7, 2022.

Permanency

3. Permanency within 12 Months for Children Entering Care – **Goal Not Achieved**

At least 30 percent of children supervised by the Grantee shall achieve permanency within 12 months for children entering foster care, as defined in the Federal Child and Family Service Review, Round 3 by the end of FY22.

The Grantee shall achieve the following annual goals at the conclusion of each fiscal year:

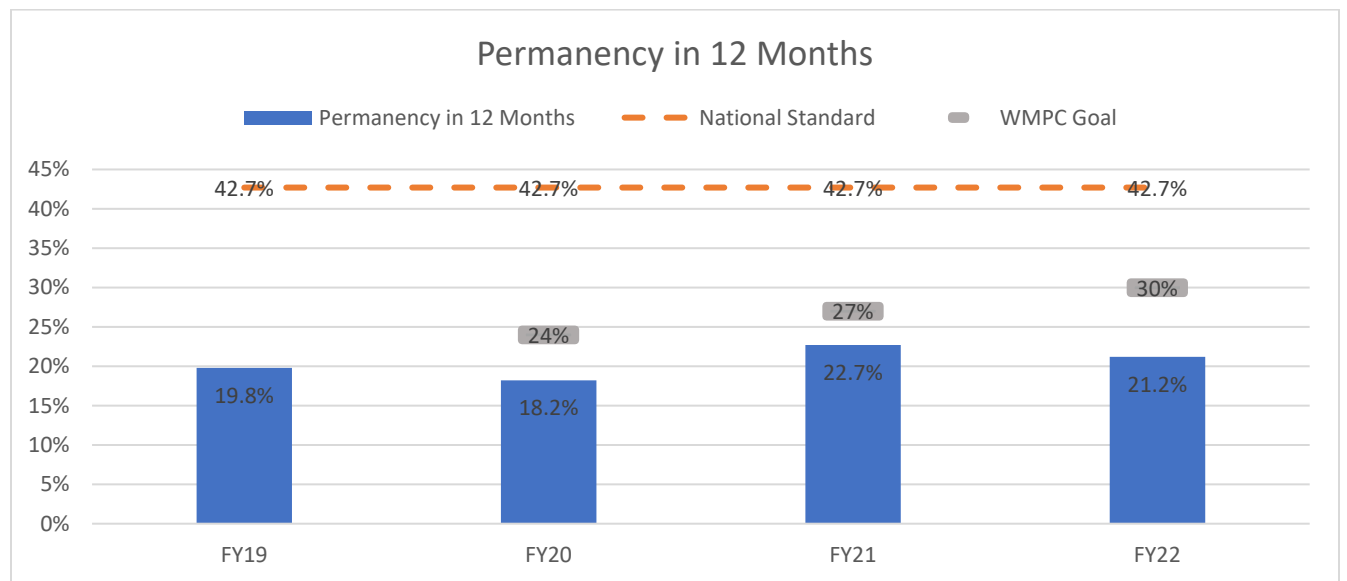
- 24 percent in FY20
- 27 percent in FY21
- 30 percent in FY22

FY22 Performance 21.2% Cohort July 1st 2019 to June End 2020

FY21 Performance 22.7% Cohort: July 1st 2018 to June End 2019

FY20 Performance: 18.2% - Cohort: July 1st 2017 to June End 2018

FY19 Performance: 19.8% - Cohort: October 1st 2016 to September End 2017



Source: Data retrieved from DTMB on October 18, 2022.

4. Worker-Parent Contacts – Goal Not Achieved

At least 82 percent of parents whose children have a permanency goal of reunification and are supervised by the Grantee, shall have timely face-to-face contact by the assigned caseworker by the end of FY22.

The Grantee shall achieve the following annual goals at the conclusion of each fiscal year:

- 71 percent in FY20
- 76 percent in FY21
- 82 percent in FY22

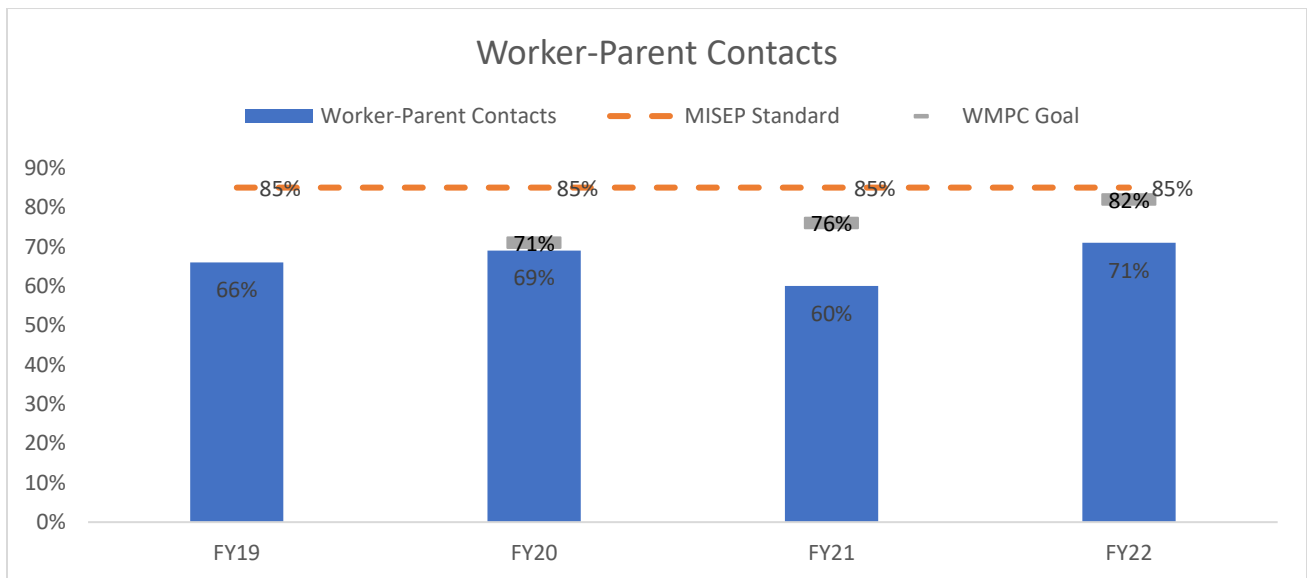
FY22 Performance: 71% October 2021-September 2022 Data Warehouse Measure Only

FY21 Performance: 60% October 2020-September 2021 Data Warehouse Measure Only

FY20 Performance: 69%

- 55% - Data Warehouse Measure Only
- 75% Pre-COVID October 2019 – February 2020 (Retrieved from Data Warehouse)
- 62% COVID Only March 2020 – September 2020 (Retrieved from DMU)
 - COVID Only - contact is virtual and/or face to face

FY19 Performance: 66%



Source: Data retrieved from Data Warehouse on December 7, 2022

5. Parent-Child Contacts – Goal Not Achieved

At least 65 percent of children supervised by the Grantee with a goal of reunification shall have timely visitation with their parent(s) by the end of FY22.

The Grantee shall achieve the following annual goals the conclusion of each fiscal year:

- 55 percent in FY20
- 59 percent in FY21
- 65 percent in FY22

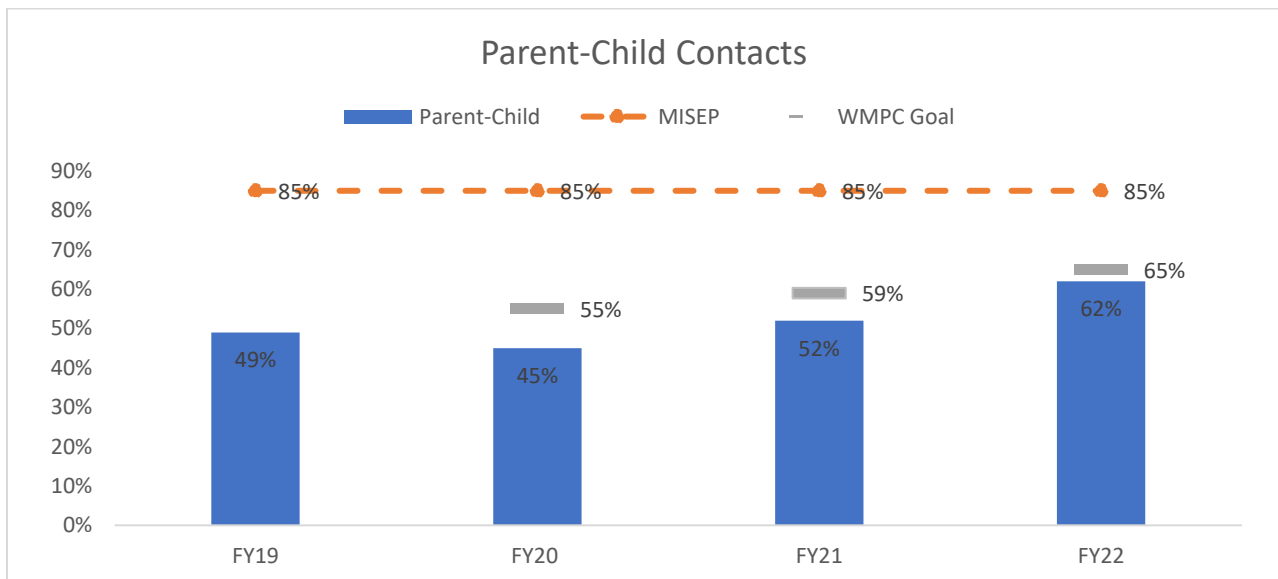
FY22 Performance: 62%

FY21 Performance: 52%

FY20 Performance: 45%

- 61% pre-COVID October 2019 – February 2020 (Retrieved from Data Warehouse)

FY19 Performance: 49%



Source: Data retrieved from Data Warehouse on December 7, 2022.

6. Reduced Days in Care in Emergency Shelter – **Goal Achieved**

The total number of days children are placed in emergency shelter will reduce by 16 percent by the end of FY22. Lower is better for this measure.

The Grantee shall achieve the following annual goals the conclusion of each fiscal year:

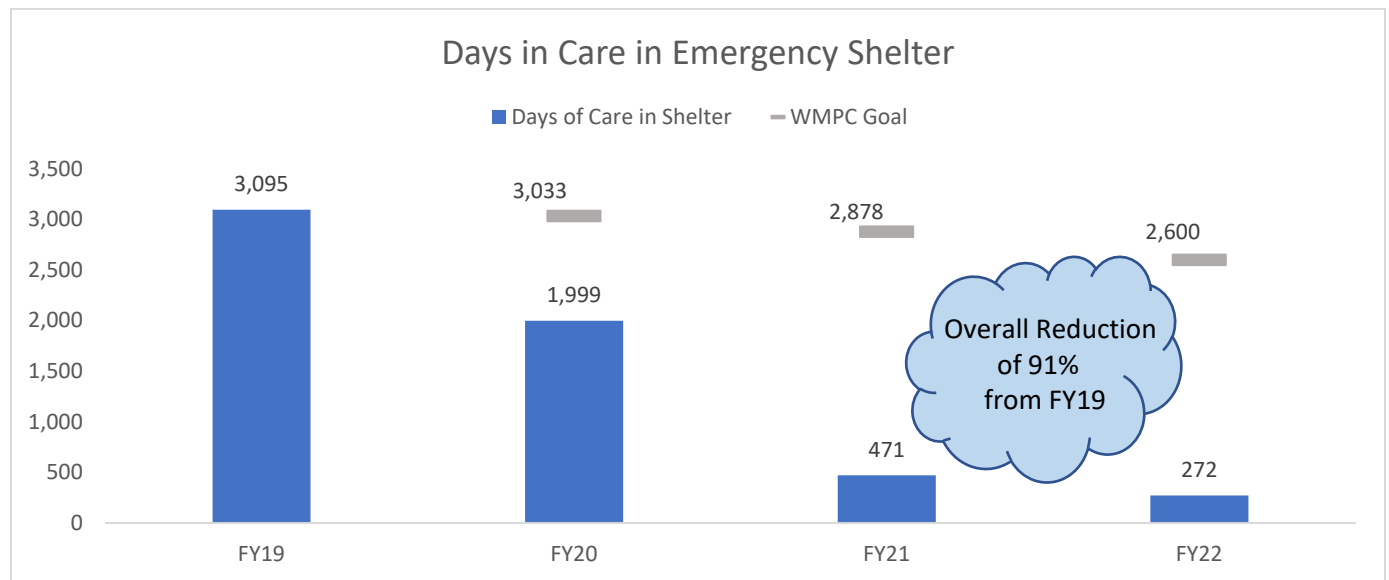
- 2 percent reduction in FY20; 3,033 Days
- 5 percent reduction in FY21; 2,878 Days
- 9 percent reduction in FY22; 2,600 Days

FY22 Performance 272 Days- 42% Reduction from FY21

FY21 Performance: 471 Days- 76% Reduction from FY20

FY20 Performance: 1,999 Days- 35% Reduction from FY19

FY19 Performance: 3,095 Days



Source: Data retrieved from Data Warehouse on October 24, 2022

7. Reduce Percentage of Children First Placed in Shelter – **Goal Achieved**

The percentage of children for whom shelter is their first placement will not exceed 15 percent by the end of FY22. Lower is better for this measure.

The Grantee shall achieve the following annual goals the conclusion of each fiscal year:

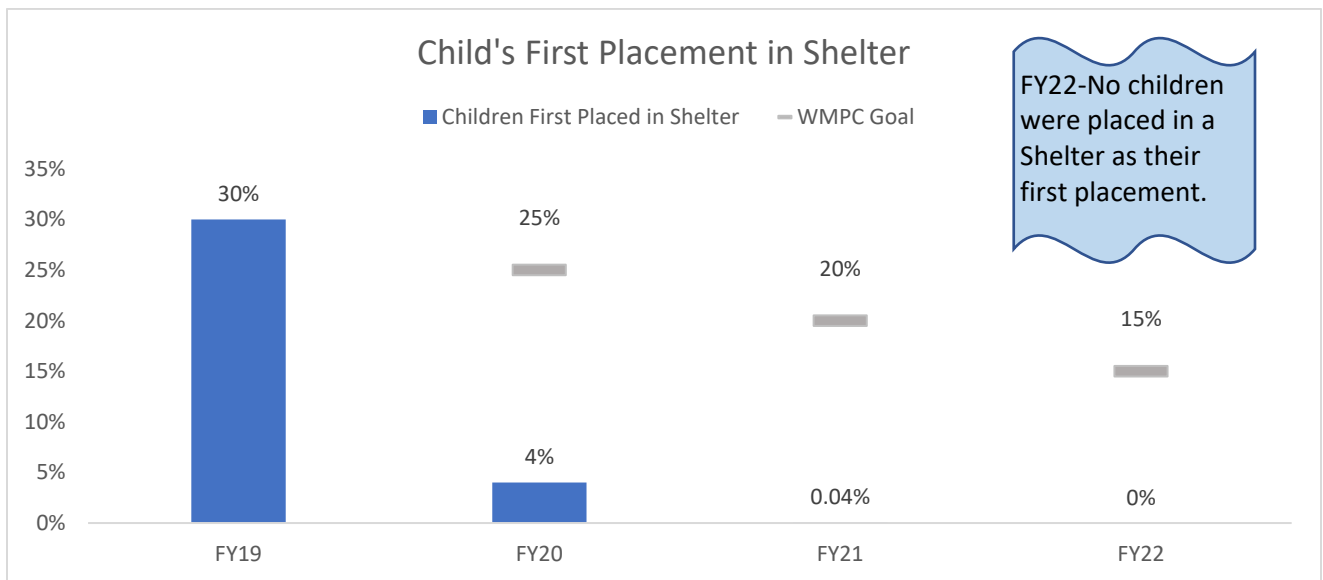
- Not exceed 25 percent in FY20
- Not exceed 20 percent in FY21
- Not exceed 15 percent in FY22

FY22 Performance: 0% No youth were placed in a shelter as their first placement of 206 entries

FY21 Performance: .04% 1 youth placement in shelter first of 227 entries

FY20 Performance: 4% 219 entries

FY19 Performance: 30% 417 removals



Source: Data retrieved from DTMB on October 24, 2022

8. Reduced Days in Care in Residential – Goal Achieved

The total number of days children placed in residential care will reduce by 24 percent by the end of FY22. Lower is better for this measure.

The Grantee shall achieve the following annual goals the conclusion of each fiscal year:

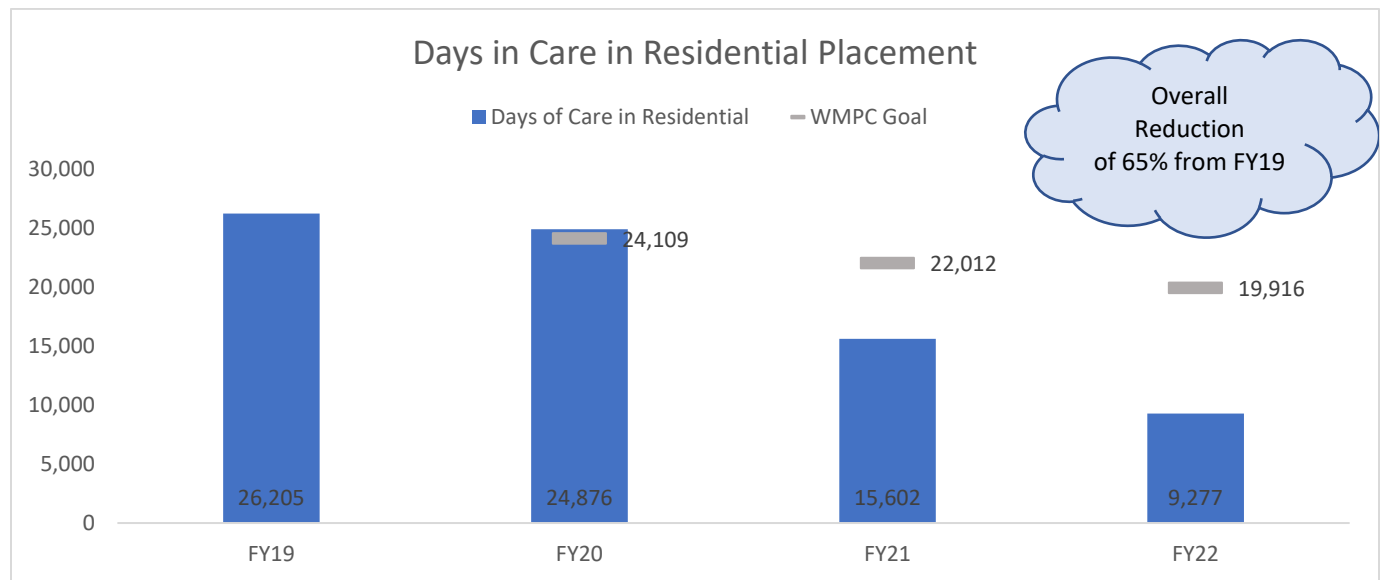
- 8 percent reduction (24,109 days) in FY20
- 8 percent reduction (22,012 days) in FY21
- 8 percent reduction (19,916 days) in FY22

FY22 Performance: 9,277 Days- 41% Reduction from FY21

FY21 Performance: 15,602 Days- 37% Reduction from FY20

FY20 Performance: 24,876 Days – 5% Reduction from FY19

FY19 Performance: 26,205 Days



Source: Data retrieved from Data Warehouse on October 24, 2022.

9. Increase in County Placements– **Goal Not Achieved**

Of all placements supervised through the Grantee, 72 percent of placements will remain in Kent County by the end of FY22. Percentages do not include youth placed with a relative caregiver or in their parental home.

The Grantee shall achieve the following annual goals the conclusion of each fiscal year:

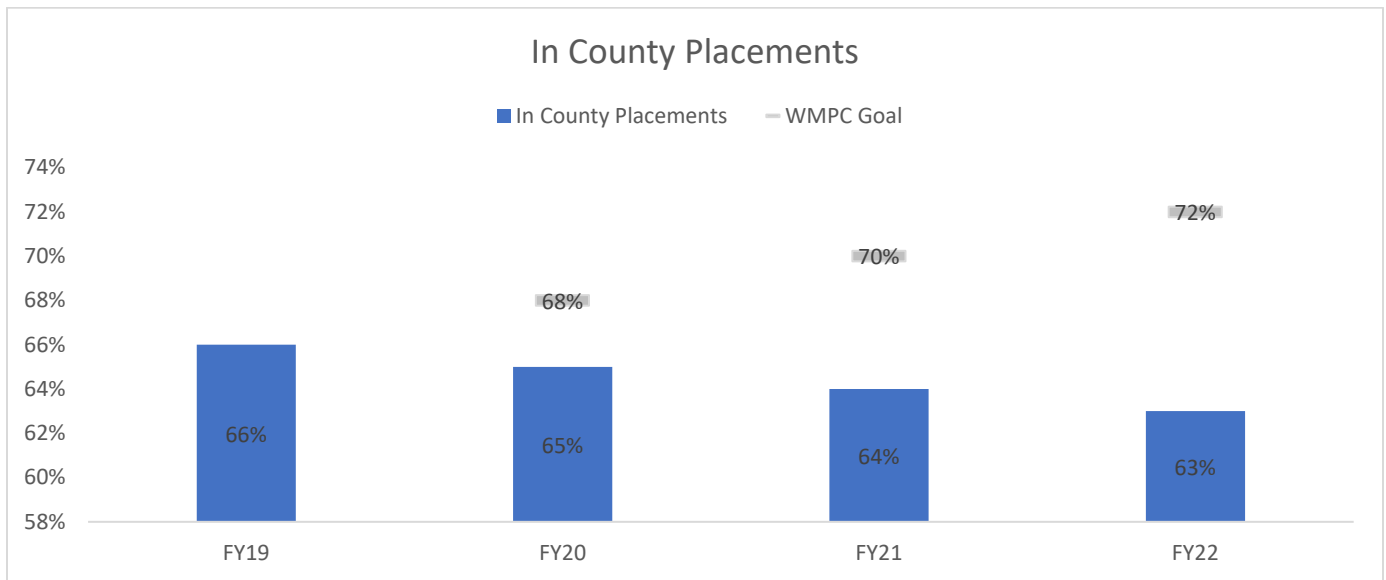
- 68 percent in FY20
- 70 percent in FY21
- 72 percent in FY22

FY22 Performance 63%

FY21 Performance 64%

FY20 Performance: 65%

FY19 Performance: 66%



Source: Data retrieved from Data Warehouse on October 24, 2022.

Grantee shall meet and/or maintain compliance in the following measures:

Performance Outcomes

1. Permanency in 12 Months for Children in Foster Care 12 to 23 Months. – **Goal Achieved**

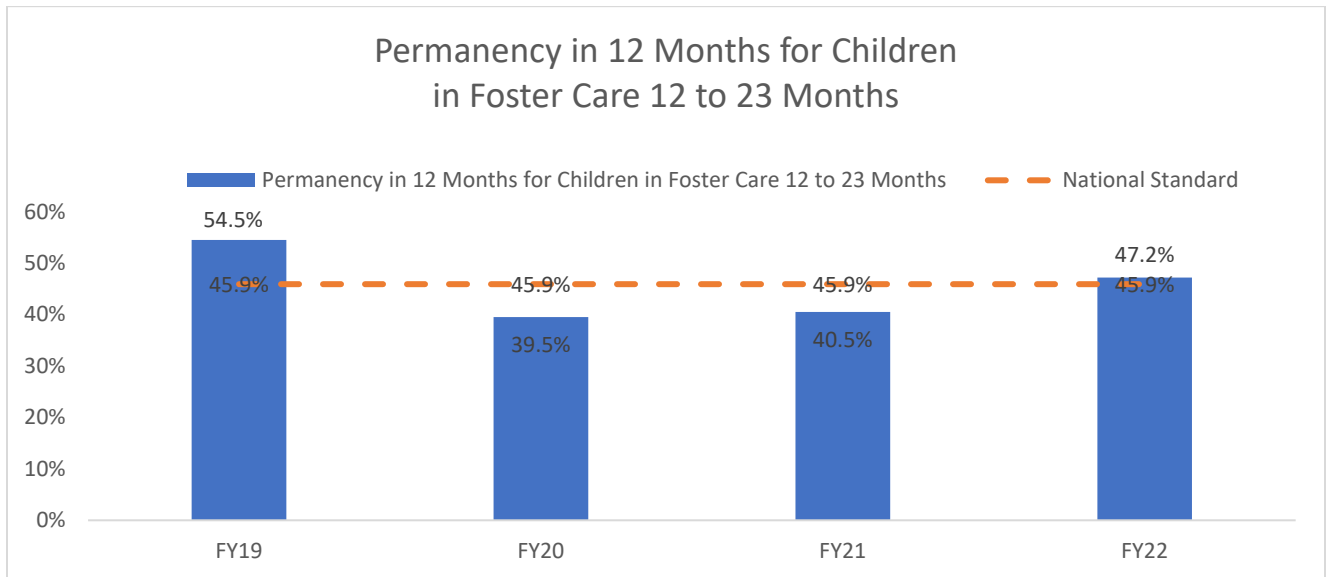
At least 45.9 percent of children supervised by the Grantee, in foster care 12 to 23 months, shall achieve permanency within 12 months as defined in the Federal Child and Family Service Review, Round 3.

FY22 Performance: 47.2% in care on July 1, 2021

FY21 Performance: 40.5% in care on July 1, 2020

FY20 Performance: 39.5% in care on July 1, 2019

FY19 Performance: 54.5% in care on October 1, 2018



Source: Data retrieved from DTMB on October 18, 2022.

2. Permanency in 12 months for Children in Foster Care for 24 Months or Longer– **Goal Achieved**

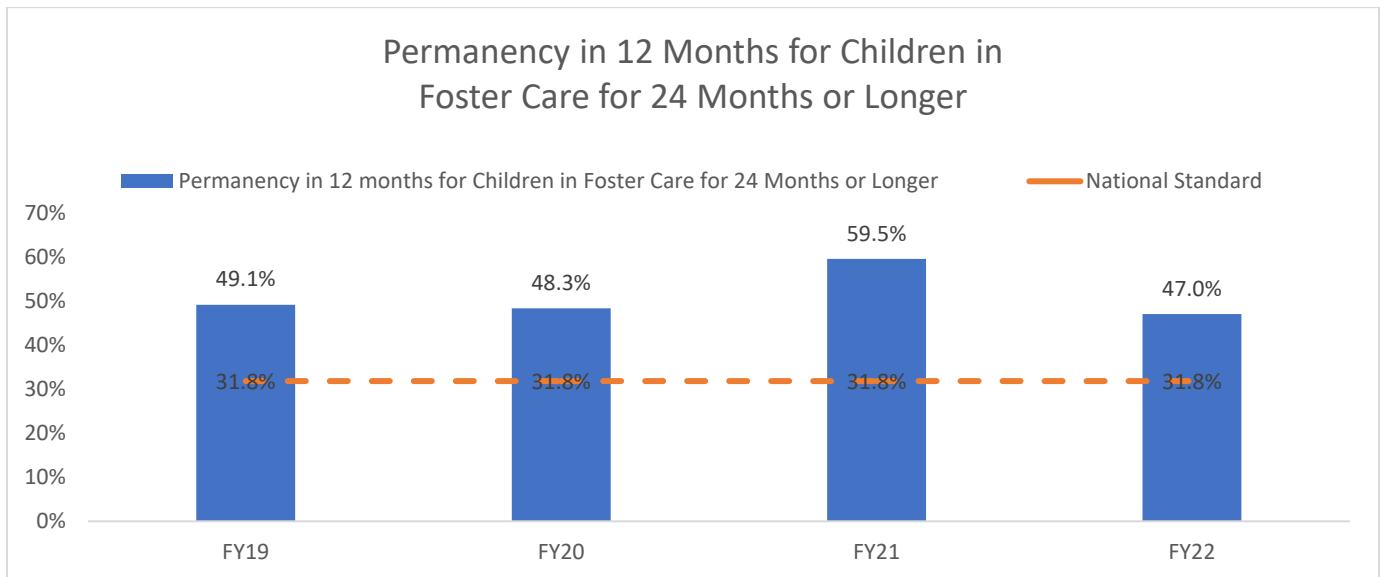
At least 31.8 percent of children supervised by the Grantee, in foster care 24 months or longer, shall achieve permanency within 12 months as defined in the Federal Child and Family Service Review, Round 3.

FY22 Performance: 47.0% in care on July 1, 2021

FY21 Performance: 59.5% in care on July 1, 2020

FY20 Performance: 48.3% in care on July 1, 2019

FY19 Performance: 49.1% in care on October 1, 2018



Source: Data retrieved from DTMB on October 18, 2022.

3. Re-Entry into Foster Care in 12 Months – **Goal Achieved**

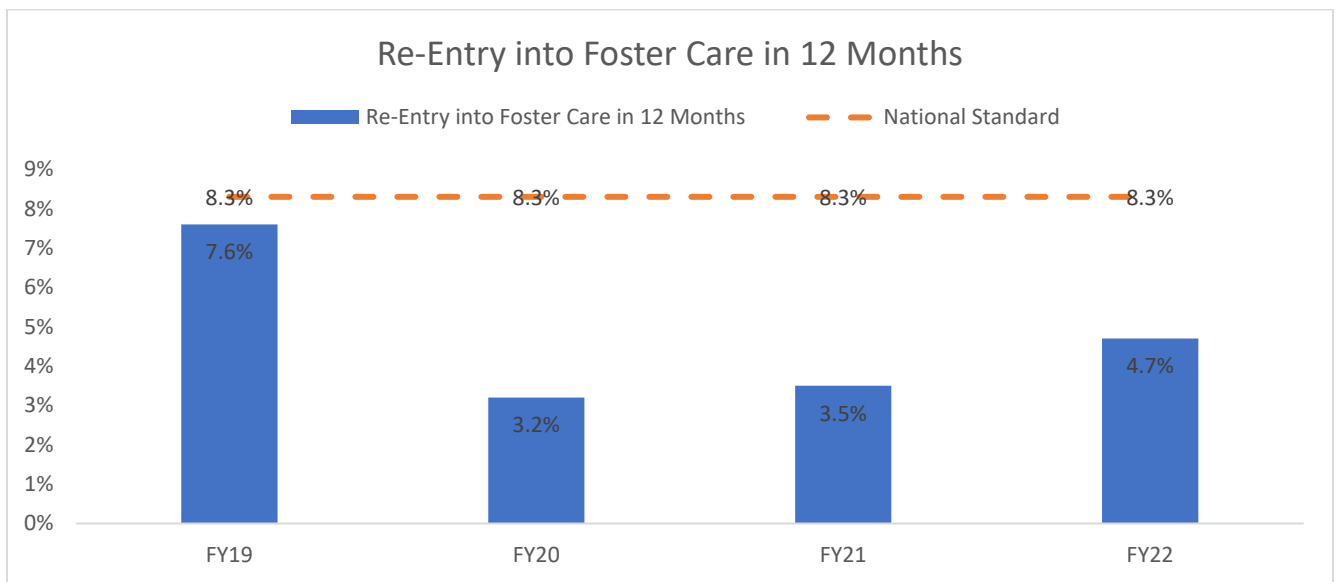
At least 8.3 percent of children supervised by the Grantee, shall not re-enter foster care within 12 months as defined in the Federal Child and Family Service Review, Round 3. Lower is better for this measure.

FY22 Performance: 4.7% Cohort July 1st 2019 to June End 2020

FY21 Performance: 3.5%- Cohort: July 1st 2018 to June End 2019

FY20 Performance: 3.2% - Cohort: July 1st 2017 to June End 2018

FY19 Performance: 7.6% - Cohort: October 1st 2016 to September End 2017



Source: Data retrieved from DTMB on October 18, 2022.

4. Placement Stability – Goal Achieved

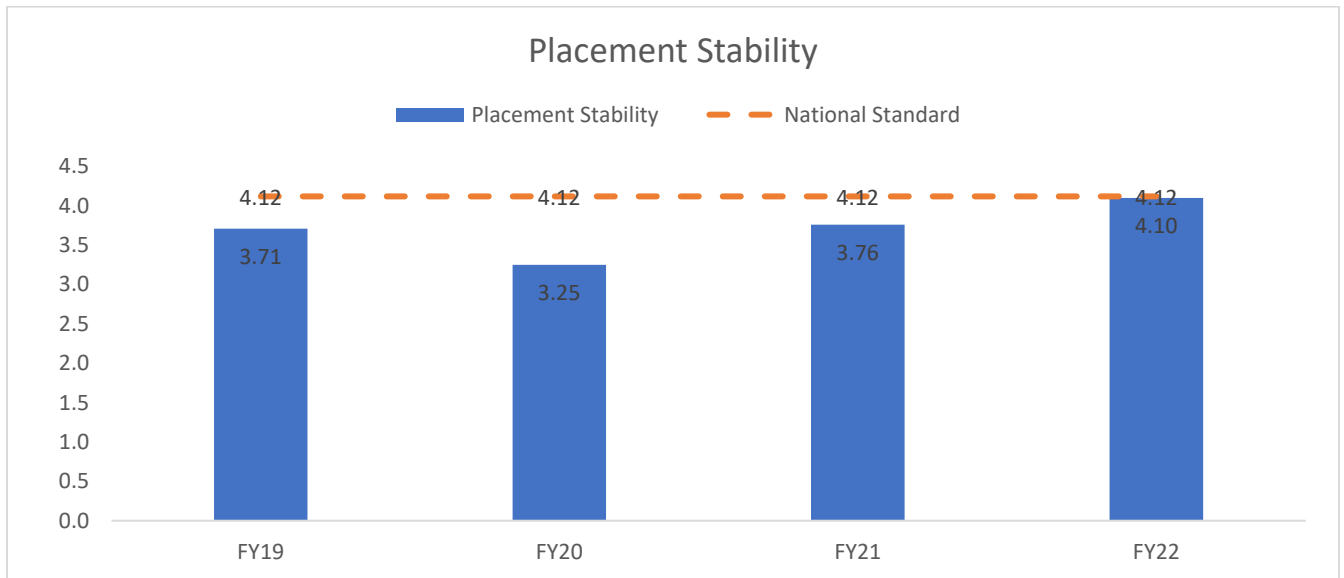
Children supervised by the Grantee shall have no more than 4.12 placement moves as defined in the federal Child and Family Service Review, Round 3. Lower is better for this measure.

FY22 Performance: 4.10 Cohort July 1st 2021 to June End 2022

FY21 Performance: 3.51 Cohort July 1st 2020 to June End 2021

FY20 Performance: 3.25 - Cohort: July 1st 2019 to June End 2020

FY19 Performance: 3.71 - Cohort: October 1st 2018 to September End 2019



Source: Data retrieved from DTMB on October 18, 2022.