



# WMPC Performance Report

# WMPC Quarterly Performance Report



## Addressing Safety, Permanency, and Well-being for Children in Foster Care in Kent County

West Michigan Partnership for Children (WMPC) is a nonprofit organization in Kent County that is facilitating a performance-based funding model through a contract with the Michigan Department of Health and Human Services (MDHHS). The performance-based funding model is intended to improve outcomes for children and families, effectively allocate resources to promote local service innovation, create service efficiencies and incentivize service-providing agencies to be accountable for achieving performance standards. This report outlines performance measures that indicate how the WMPC network is achieving the intended outcomes.

Safety, Permanency, and Well-being are the three goals of the Federal Child and Family Services Review (CFSR) and are best interest principles for the West Michigan Partnership for Children foster care network. To oversee progress toward these principles, WMPC monitors over 30 measures governed by three primary entities – Modified Implementation, Sustainability, and Exit Plan (MISEP); Key Performance Indicators (KPIs); Federal Child and Family Service Review (CFSR) Performance Outcome Measures – as well as WMPC Network Contract Measures. All the measures are outlined in this report.

### MISEP Key Performance Indicators

Children's Rights, the State of Michigan, and the MDHHS have worked together since 2006 to reform Michigan's child welfare system. The initial Implementation, Sustainability, and Exit Plan (ISEP) was originally submitted in 2008 and in 2019 the Modified Implementation, Sustainability, and Exit Plan (MISEP) was submitted to continue in its place. The KPIs outlined in the MISEP establish benchmarks and standards for measures that address children's safety, permanency, and well-being while in care. Adjusted measures designed with MDHHS went into effect in FY 2020. Several benchmarks were revised to include incremental yearly increases, which were more realistic given Kent County and statewide historical performance. Along with these additions and adjustments, WMPC continues to be held accountable for all the state Key Performance Indicators.

### Federal Performance Outcome Measures

These measures correspond with the Children's Bureau data measures outlined in the Child and Family Service Reviews (CFSRs), or reviews of state child welfare systems, to see progress toward federal standards and engage systems in improving families' experiences. WMPC receives County and consortium data measures aligned with CFSRs. Like MISEP, KPI adjustments implemented in FY 2020, permanency benchmarks were revised to include incremental yearly increases. WMPC continues to be held accountable for all Federal Child and Family Services Review data measures.

### WMPC Network Contract Measures

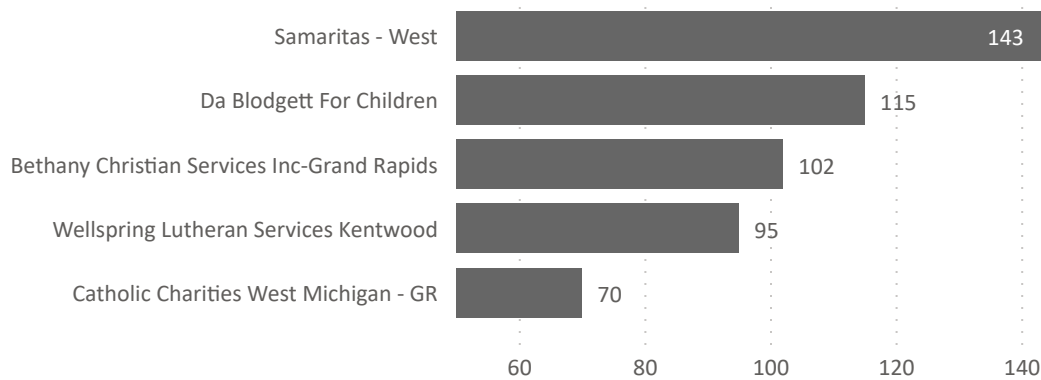
The WMPC network has implemented additional performance measures in FY2019, FY2020, and FY2021. These measures are centered around the impact foster care has on children and families and are related to residential and shelter utilization, increasing community, in-county, and relative placements, and licensing more relative and non-relative foster homes.

# WMPC Quarterly Performance Report



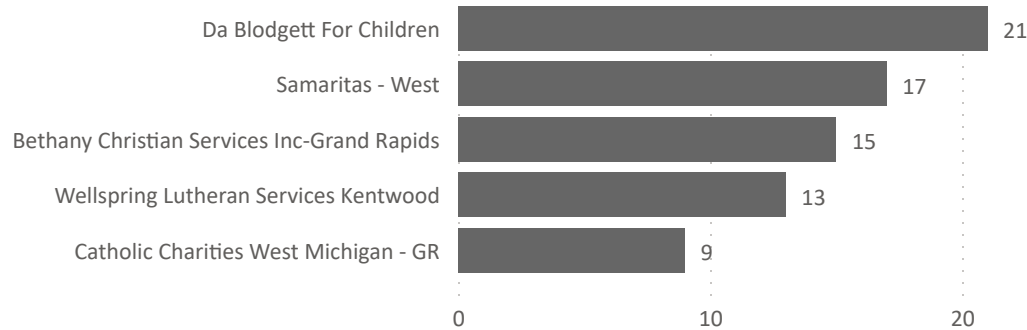
## Total Children in Care

525



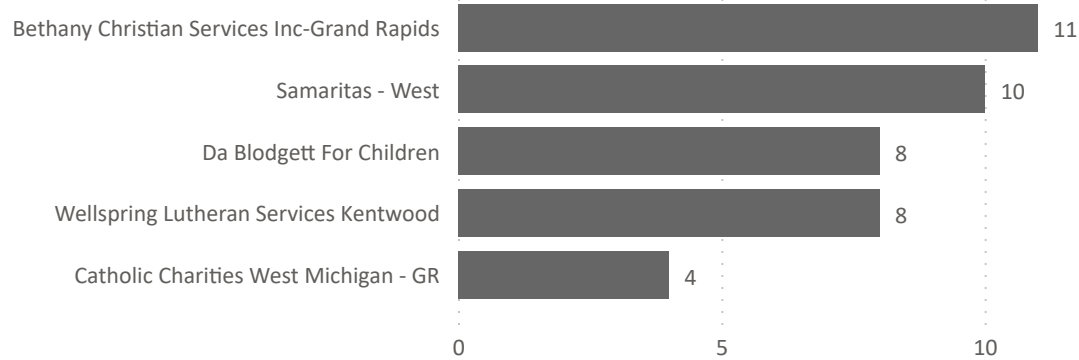
## Children Exited

75

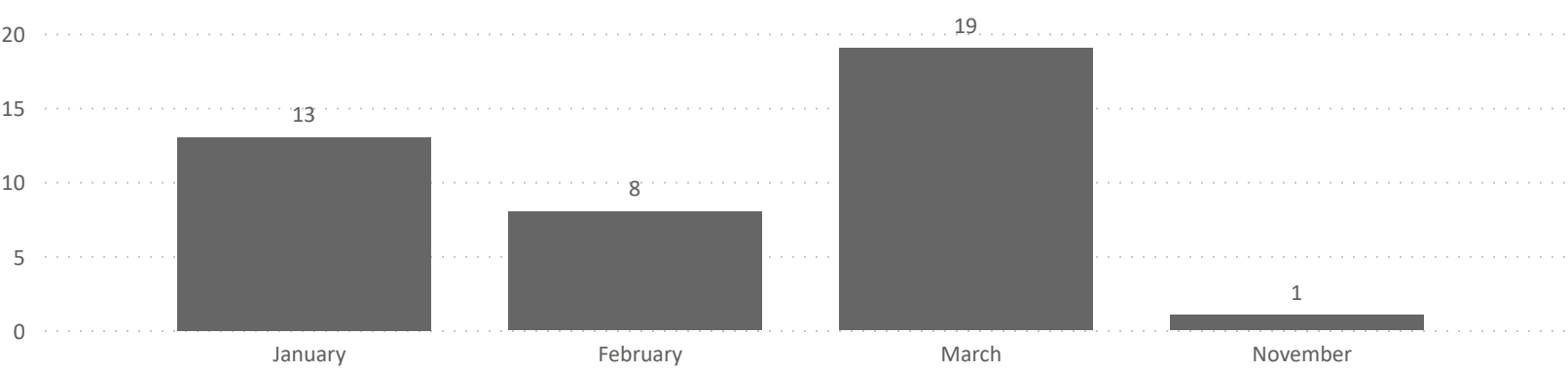


## Children Entering Care

41



## Children Entering Care by Month



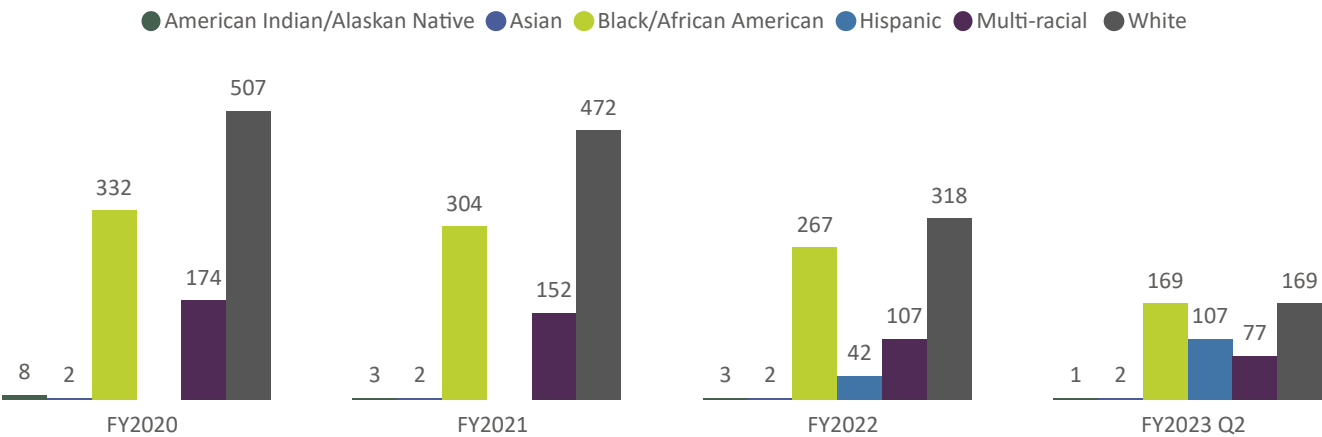
# WMPC Quarterly Performance Report

## Race and Children in Foster Care



### Children in Care by Fiscal Year

In FY2023 Q2, there were more Black/African American children in care than any other race, including White, non-Hispanic children. WMPC's total population of children in care continues to decrease. However, the number of Black/African American children in care is not decreasing at the same rate as White children in care. This will effect the overall proportionality of children in foster care. WMPC counts each child in one category, prioritizing the child's ethnicity of Hispanic if present. So if a child is Multiracial and Hispanic, they are not included in the Multiracial population and instead are counted in the Hispanic population.



FY2023 Q2

Source: Kent County Population: American Community Survey 2021: 1-Year Estimates, Children Characteristics; WMPC Foster Care Population: Mindshare Active Child List, FY20, FY21, FY22, FY23 Q2, accessed 4/2023

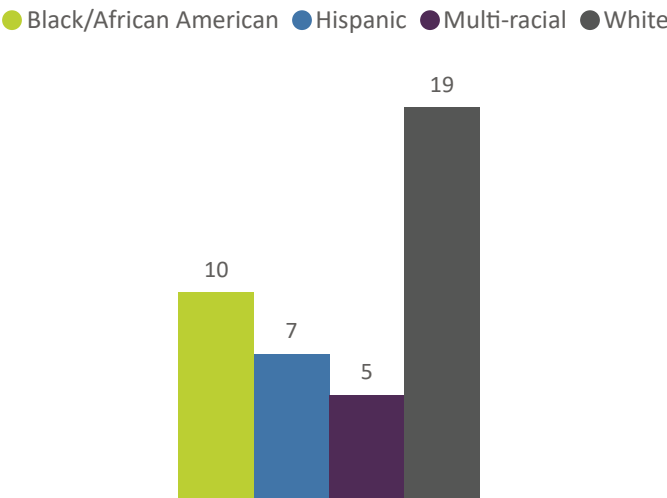
# WMPC Quarterly Performance Report

## Race and Children in Foster Care Intakes



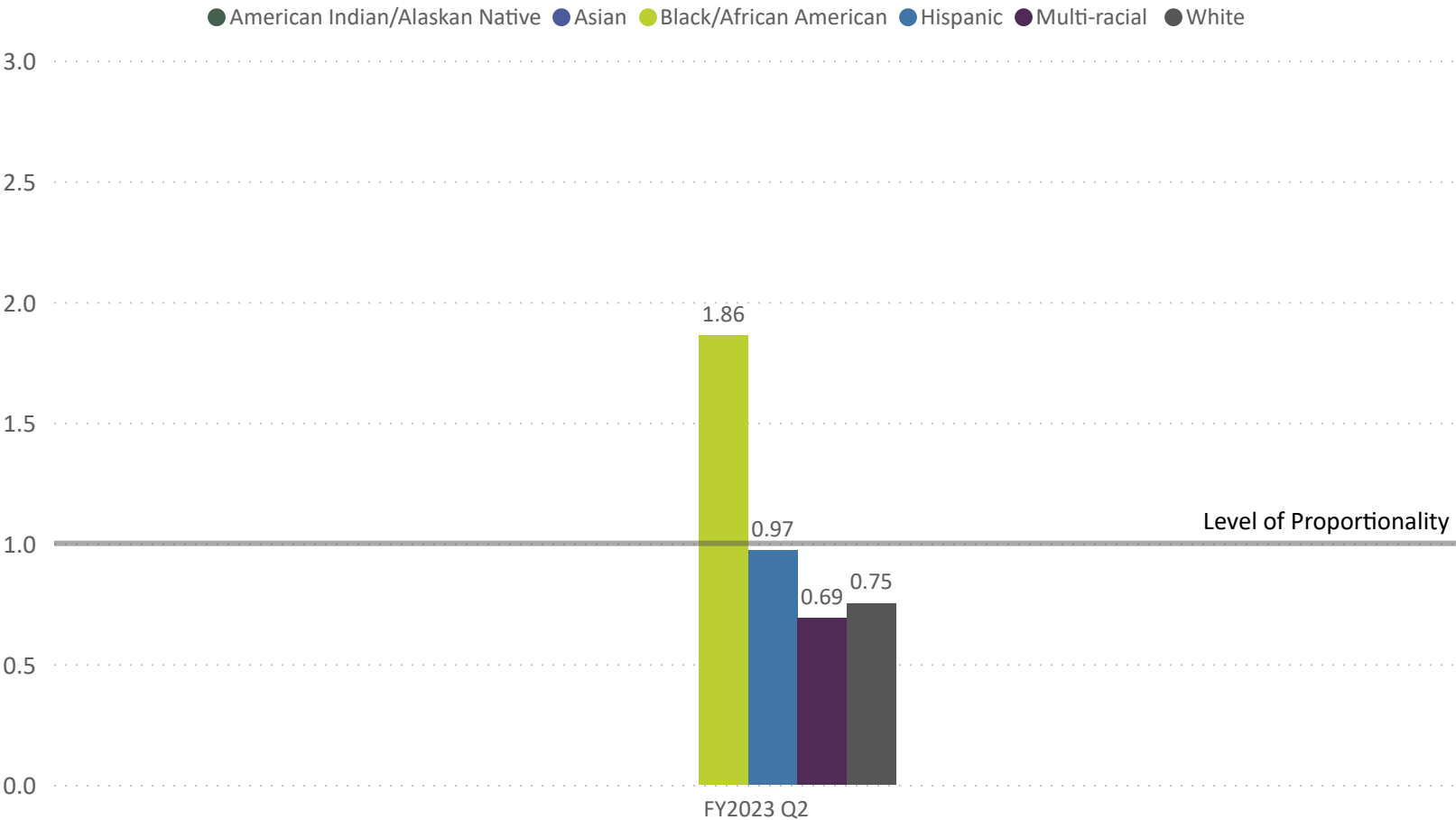
### Children Entering Foster Care in FY2023 Q2

41



### Racial Disproportionality Index for FY2023 Q2 Intakes

There is an overrepresentation of Black/African American children entering foster care in the second quarter of FY2023. Disproportionality is the underrepresentation or overrepresentation of a racial or ethnic group compared to its percentage of the total population. WMPC used the total population of Black/African American, Multiracial, Hispanic, and White children ages 0-18 living in Kent County to understand the disproportionality of children entering WMPC’s care.



FY2023 Q2

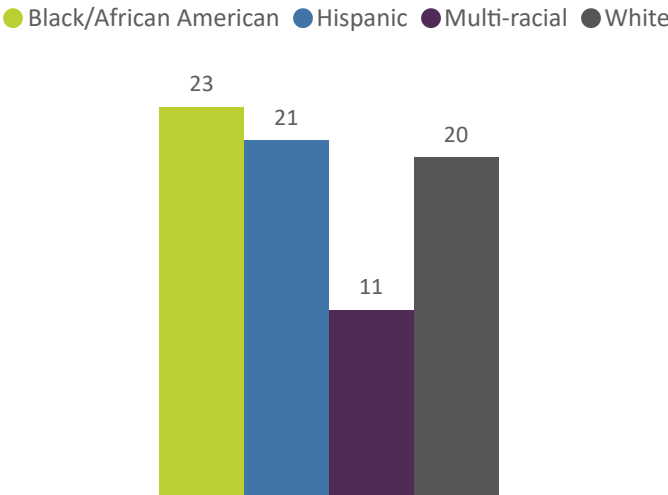
# WMPC Quarterly Performance Report

## Race and Children in Foster Care Discharges



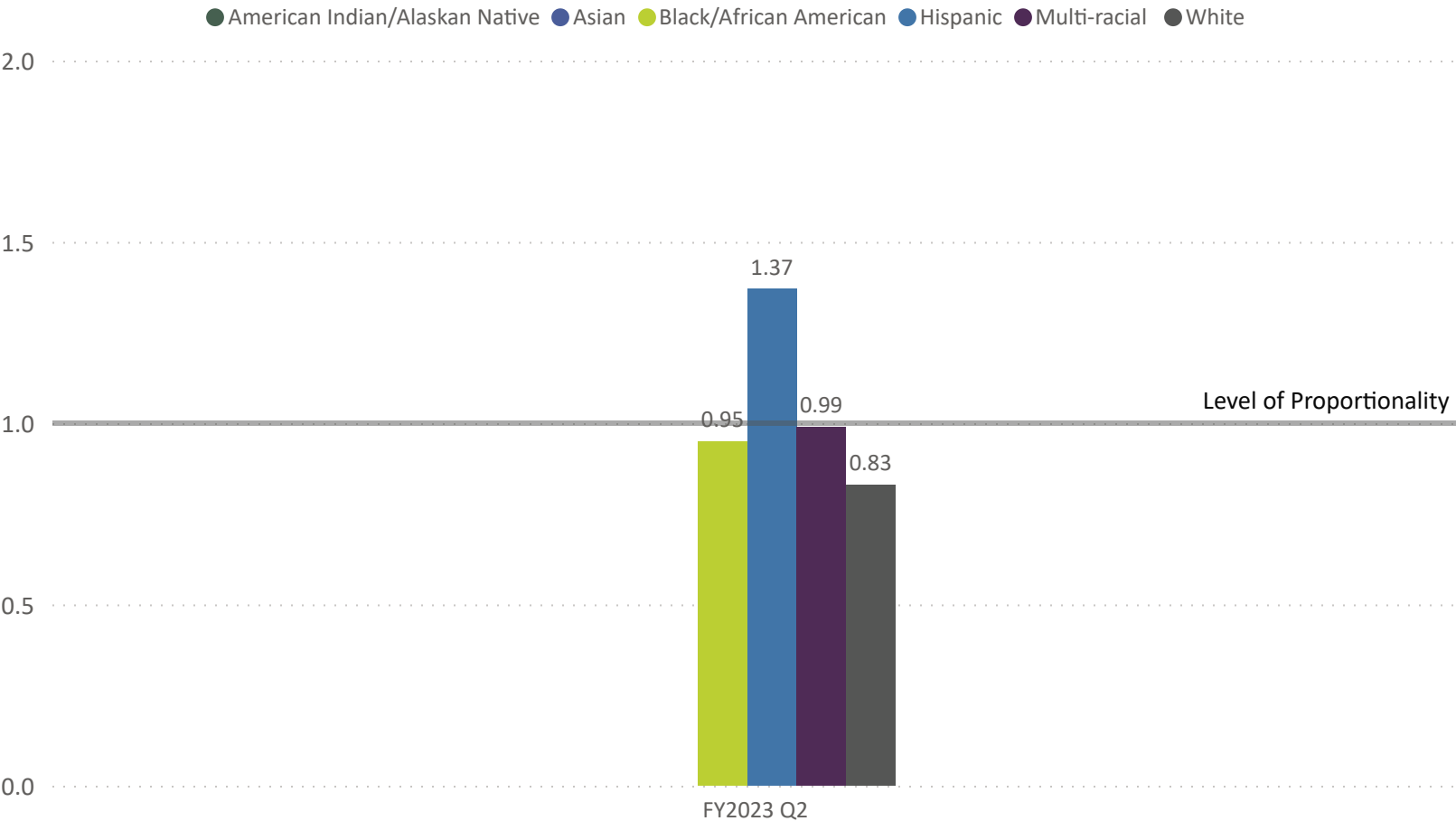
### Children Leaving Foster Care in FY2023 Q2

75



### Racial Disproportionality Index for FY2023 Q2 Discharges

There is an underrepresentation of Black/African American and Multiracial children leaving foster care in the second quarter of FY2023. Disproportionality is the underrepresentation or overrepresentation of a racial or ethnic group compared to its percentage of the total population. WMPC used the total population of Black/African American, Multiracial, Hispanic, and White children in WMPC's care to understand the disproportionality of children leaving WMPC's care.



FY2023 Q2

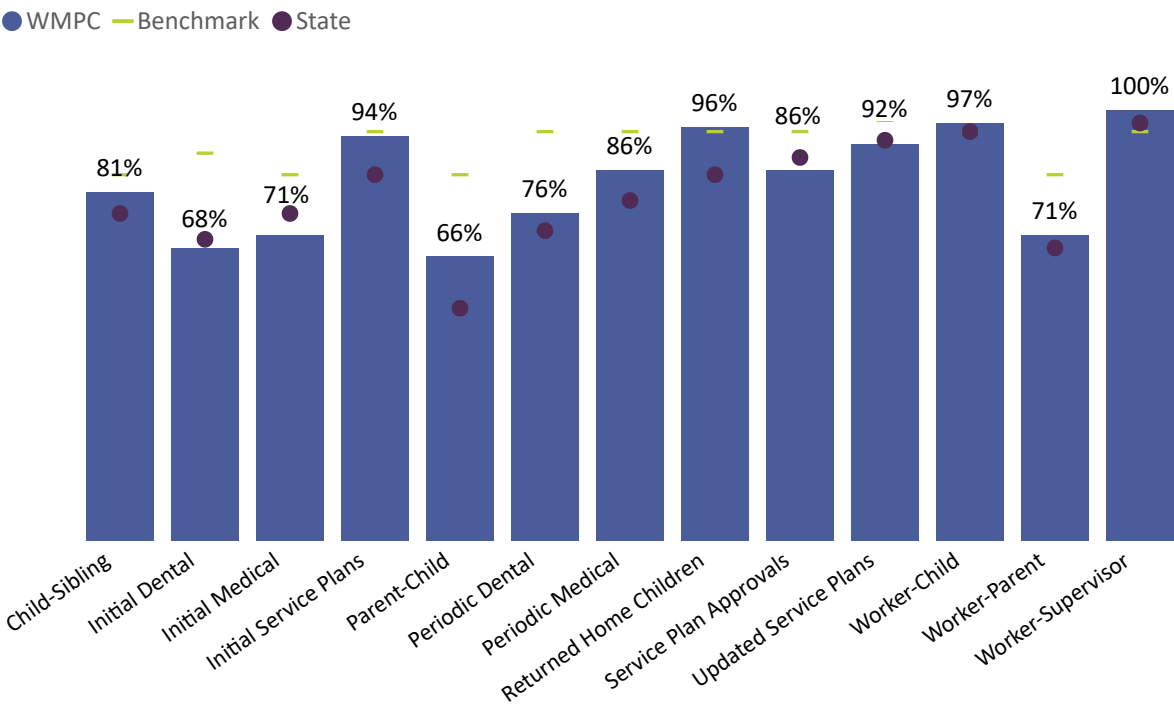
Source: Kent County Population: American Community Survey 2021: 1-Year Estimates Children Characteristics; WMPC Foster Care Population: Mindshare Active Child List, FY23 Q2, accessed 4/24/2023

# WMPC Quarterly Performance Report

## FY2023 Quarter 2 Executive Summary



### MISEP Key Performance Indicators



Adoption Disruptions

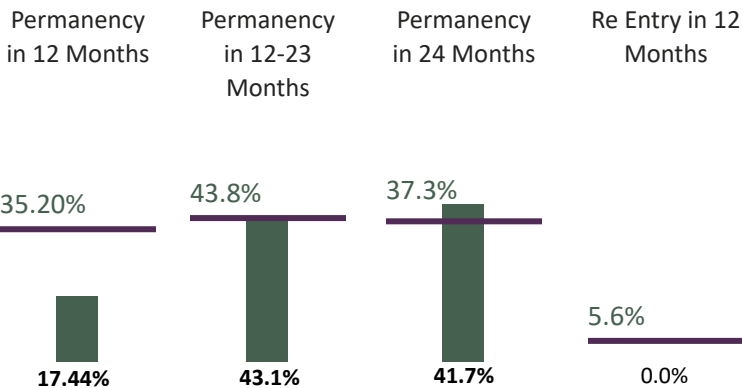
0

Adoption Finalizations

117

45

### Federal Performance Outcome Measures



Maltreatment in Care Rate

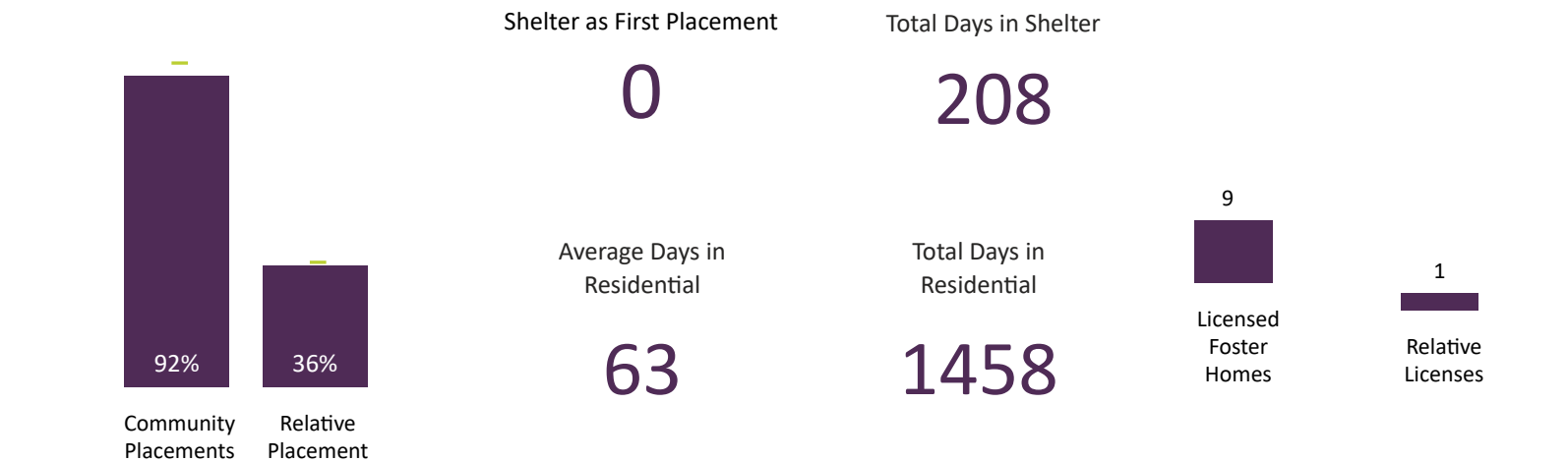
9.07

Placement Stability

4.48

Lower is better

### WMPC Network Contract Measures



# WMPC Quarterly Performance Report

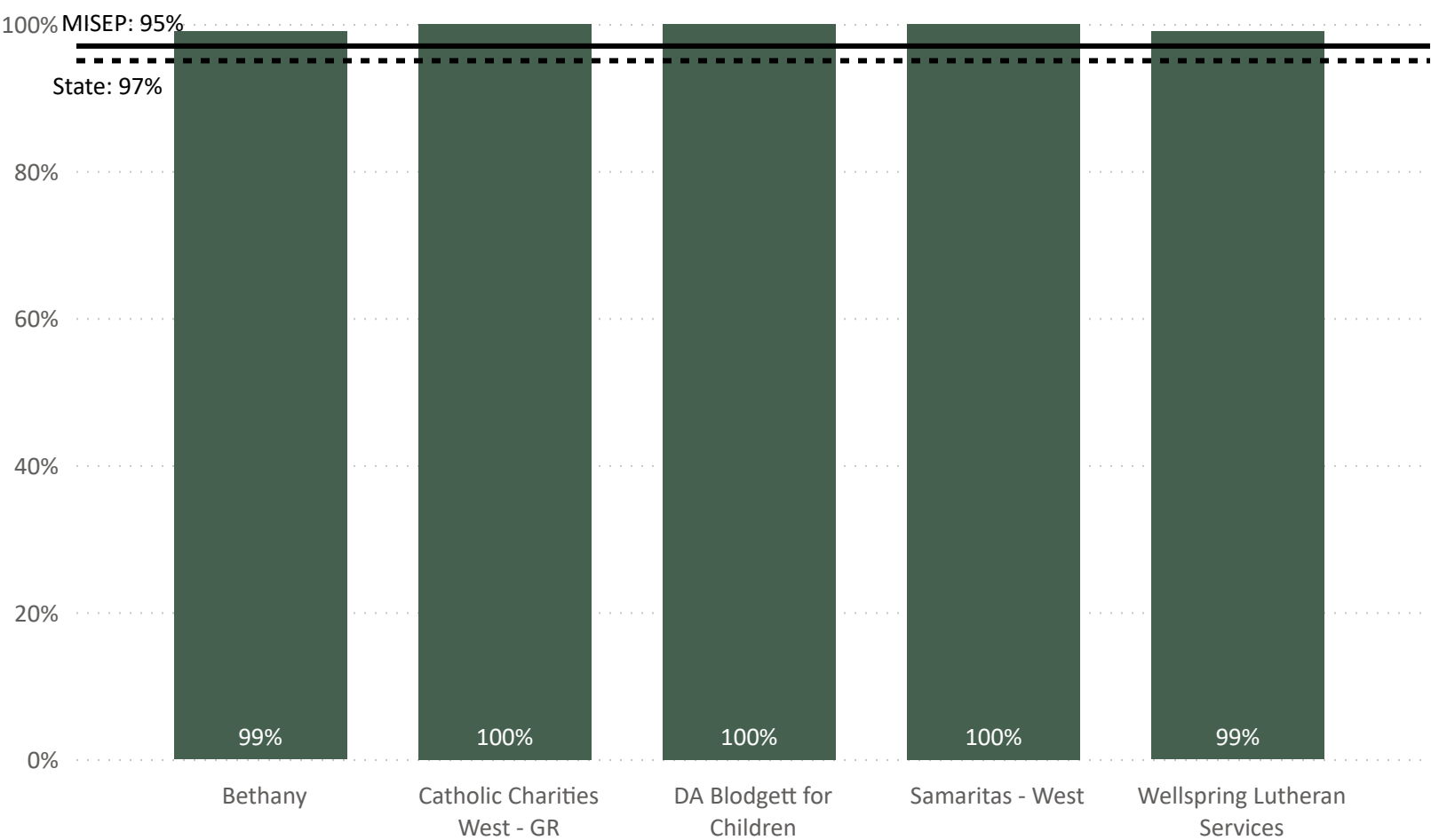


## Worker-Supervisor Contacts

**MISEP | Measure Definition:** At least 95% of caseworkers shall meet with their assigned supervisor in accordance with the guidelines in FOM 722-06H, which states the caseworker must meet with their supervisor at least monthly for case consultation on every assigned case. Monthly case consultation may be conducted in person or by video conference.

### Quarter 2 Performance

WMPC network performance was 100% (1,297/1,301) for this measure, which exceeds the benchmark of 95% and the State average of 97%.





# WMPC Quarterly Performance Report

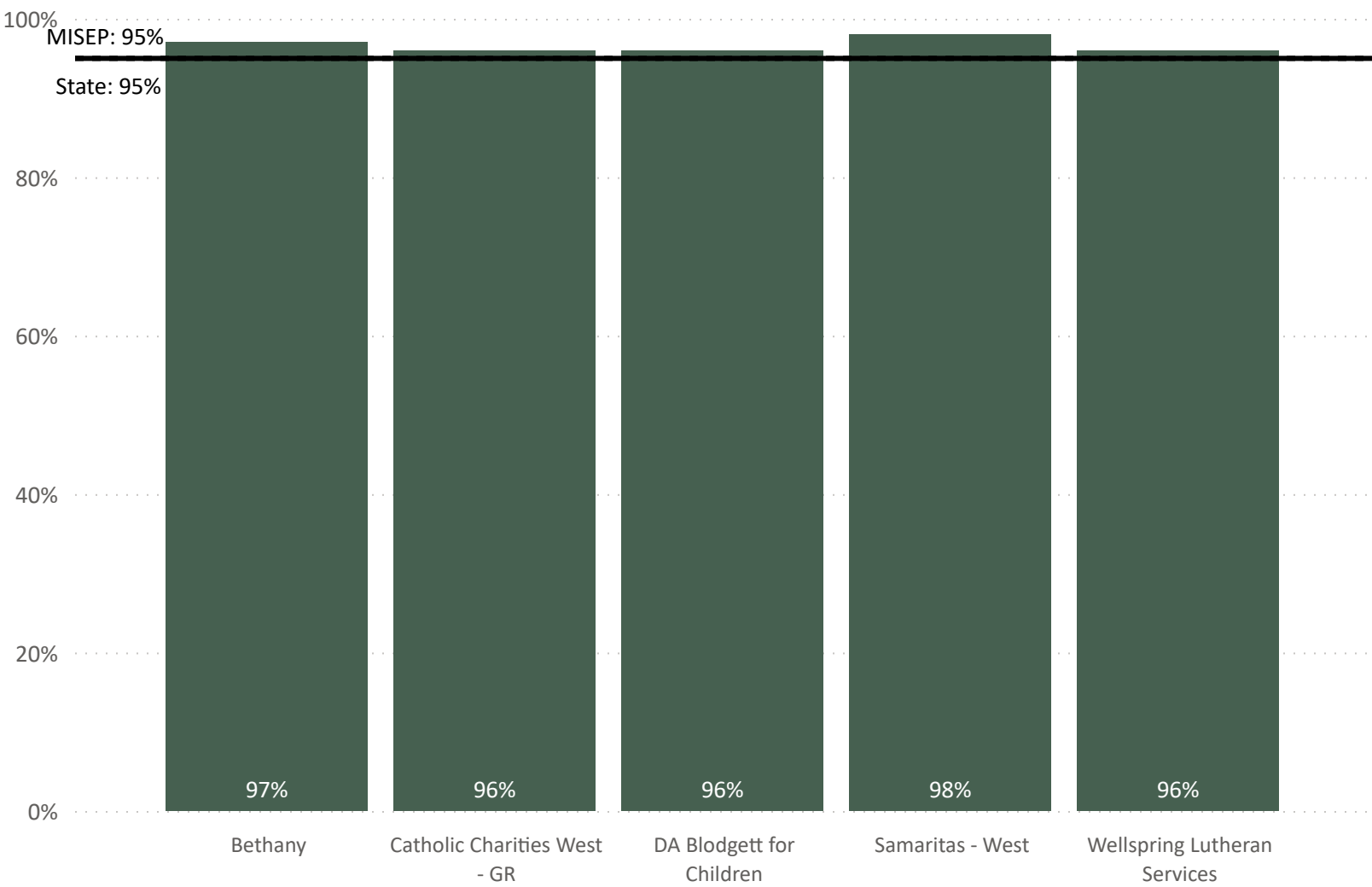


## Worker-Child Contacts

**MISEP | Measure Definition:** At least 95% of children supervised by the Service Provider will be visited by their assigned caseworker in accordance with the guidelines in FOM 722-06H. The caseworker must have at least two face-to-face contacts per month with each child in the first two months following an initial placement or a placement change. The caseworker must have at least one face-to-face contact in the child's placement setting each subsequent calendar month.

### Quarter 2 Performance

97% (1,430/1,474) of all children supervised by the WMPC network were visited in accordance with MISEP requirements. This exceeds the State average of 95% and meets the benchmark of 95%.



# WMPC Quarterly Performance Report



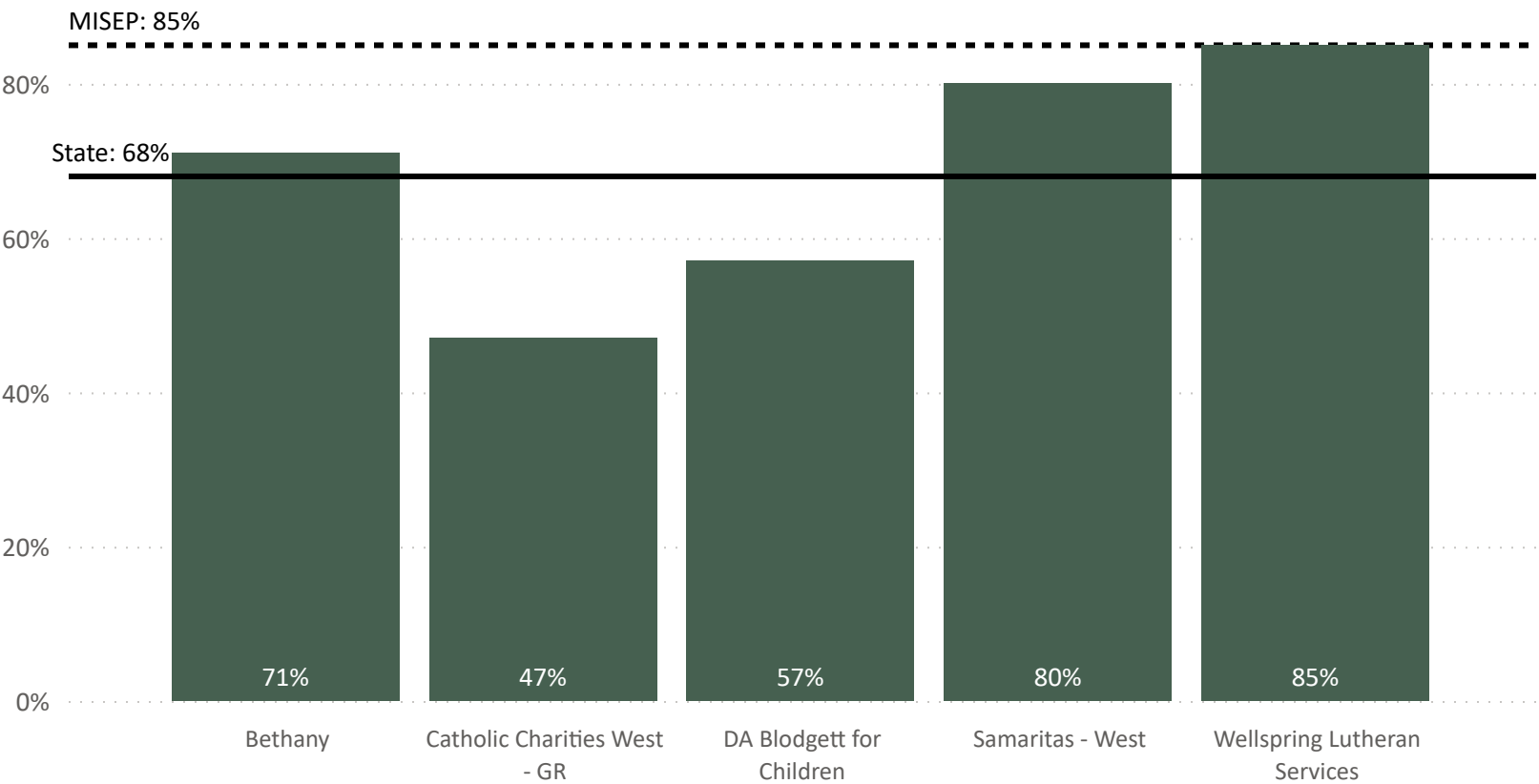
## Worker-Parent Contacts

**MISEP | Measure Definition:** At least 85% of parents whose children have a permanency goal of reunification shall have face to face contact by the assigned caseworker in accordance with the guidelines in FOM 722-06H, which states the caseworker must have at least two face-to-face contacts with the legal parent or guardian, with at least one contact occurring at the parent or guardian's home or living environment, during the first month following initial out-of-home placement. In subsequent months the caseworker must have face-to-face contact with the legal parent or guardian at least once per calendar month. At least one contact each quarter must occur in the parent’s residence.

**WMPC Contract Amendment | Measure Definition:** At least 85% of parents whose children have a permanency goal of reunification and are supervised by the Service Provider, shall have face-to-face contact by the assigned caseworker in accordance with the guidelines in FOM 722-06H by the end of FY2022 with annual goals of 71% in FY2020, 76% in FY2021, 82% in FY2022, and 75% in FY2023.

## Quarter 2 Performance

71% (654/926) of parents for the network were visited in accordance with requirements, which does not meet the MISEP standard of 85% or the contract standard of 75%.



# WMPC Quarterly Performance Report



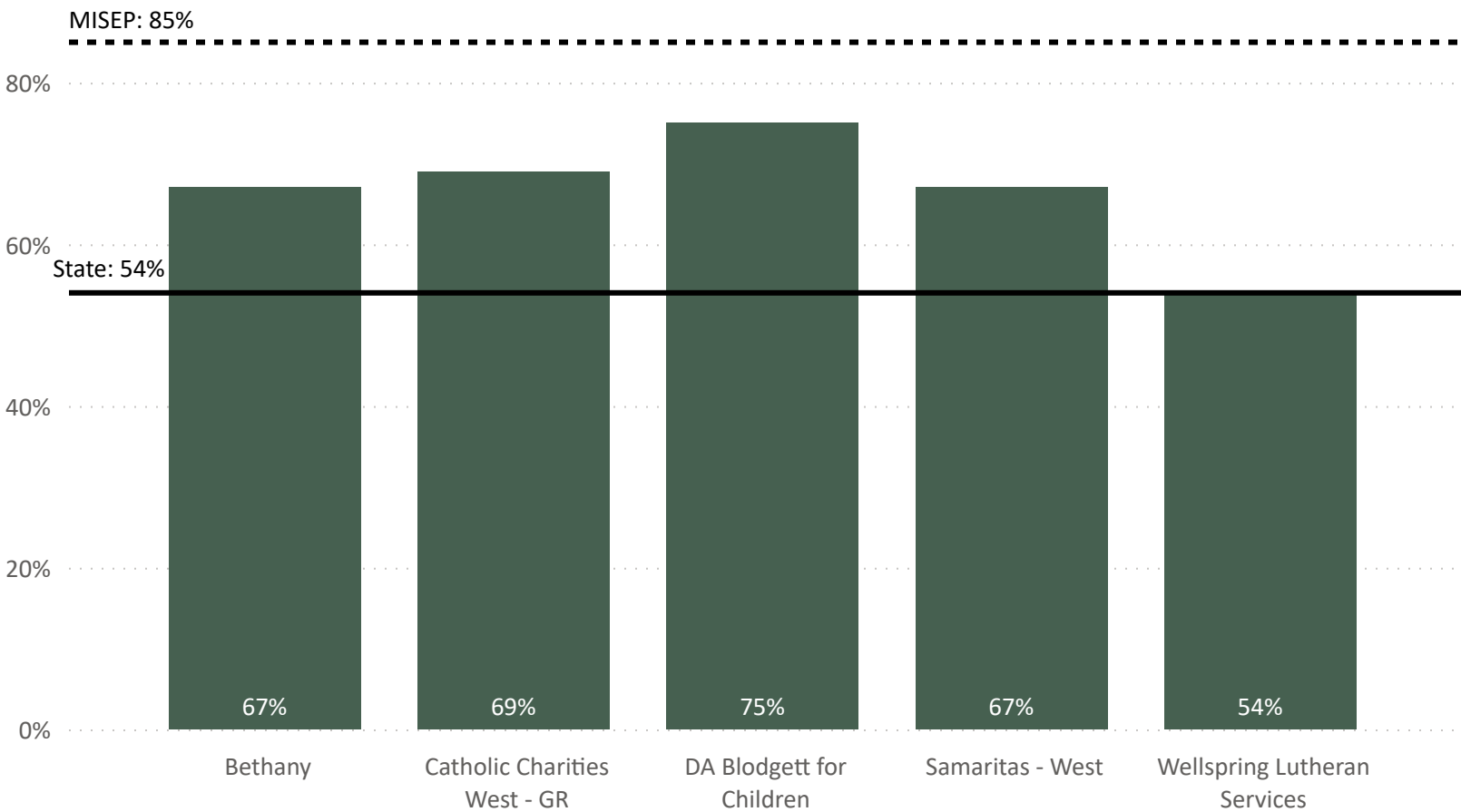
## Parent-Child Contacts

**MISEP | Measure Definition:** No fewer than 85% of children with a goal of reunification shall have visitation with their parent(s) in accordance with Children's Foster Care Manual (FOM) 722-06I Policy. Parenting time is determined by the age of the youngest child of the sibling group in care at the time of removal. If the youngest child entered care between 0-5 years old, parenting time must occur twice per week. If the youngest sibling entered care at 6 years or older, parenting time must occur weekly.

**WMPC Contract Amendment | Measure Definition:** At least 66% of children with a goal of reunification shall have visitation with their parent(s) in accordance with the guidelines in FOM 722-06I Policy by the end of FY2023 with annual goals of 55% in FY2020, 59% in FY2021, 65% in FY2022, and 66% in FY2023.

## Quarter 2 Performance

66% (2018/3043) of children with a goal of reunification had parent visits in accordance with MISEP and contract amendment requirements. This does exceed the State average of 54% for the second quarter, but does not meet the MISEP benchmark or contract requirement.



# WMPC Quarterly Performance Report



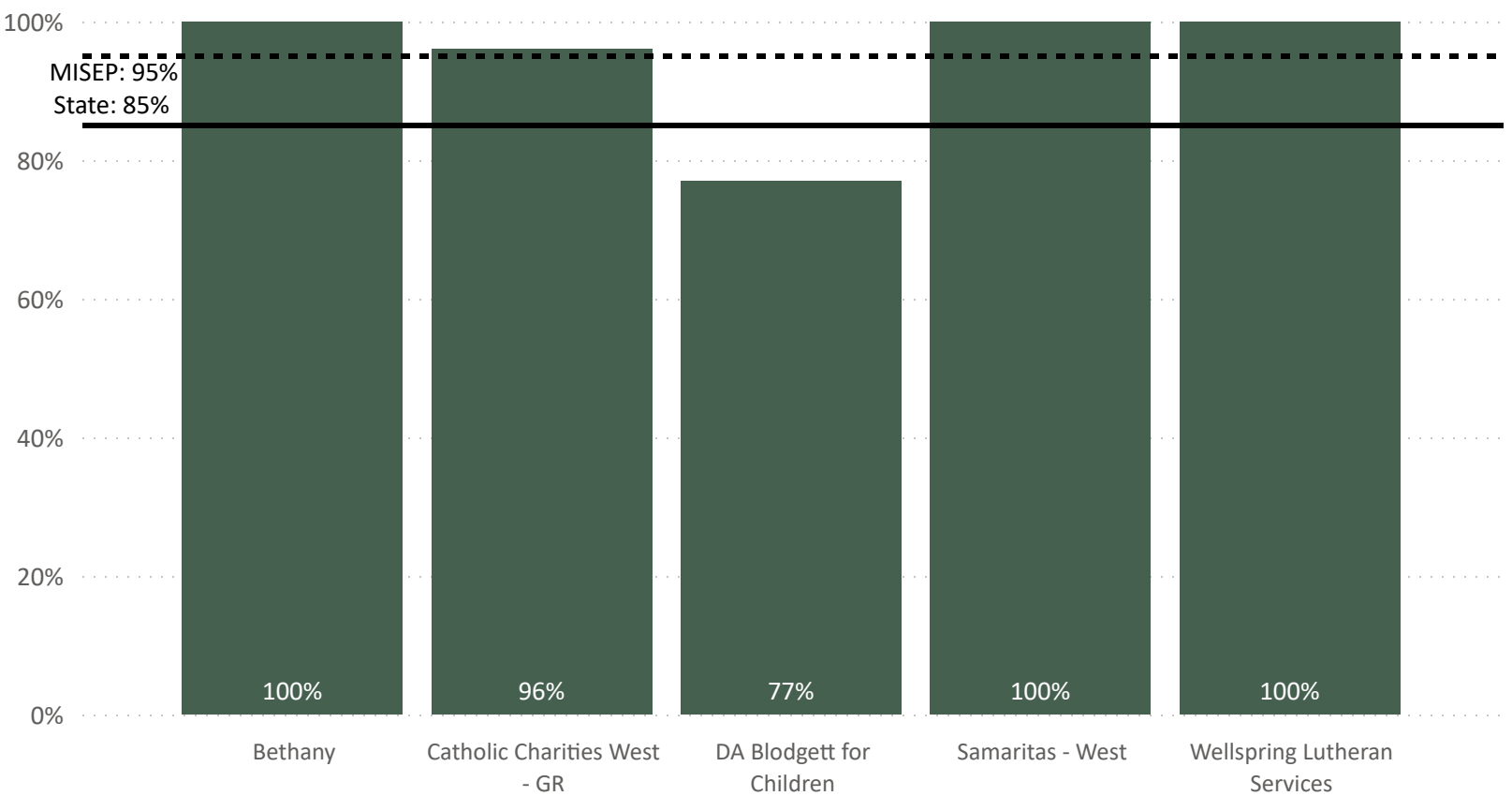
## Returned Home Children Contacts

**MISEP | Measure Definition:** The caseworker must have weekly face-to-face contact in the home with at least 95% of the families (parent/legal guardian and the child) for the first month following reunification or parental placement, with at least one contact each month being a private meeting between the child and the caseworker.

**WMPC Contract Amendment | Measure Definition:** At least 92% of families that have been reunified or placed in parental home shall have visitation with a casework in accordance with the guidelines in FOM 722-06I Policy by the end of FY2023.

### Quarter 2 Performance

96% (142/148) of families in the WMPC network had caseworker face-to-face contact in accordance with MISEP requirements. This exceeds the benchmark of 95% and surpasses the State average of 85%.



# WMPC Quarterly Performance Report



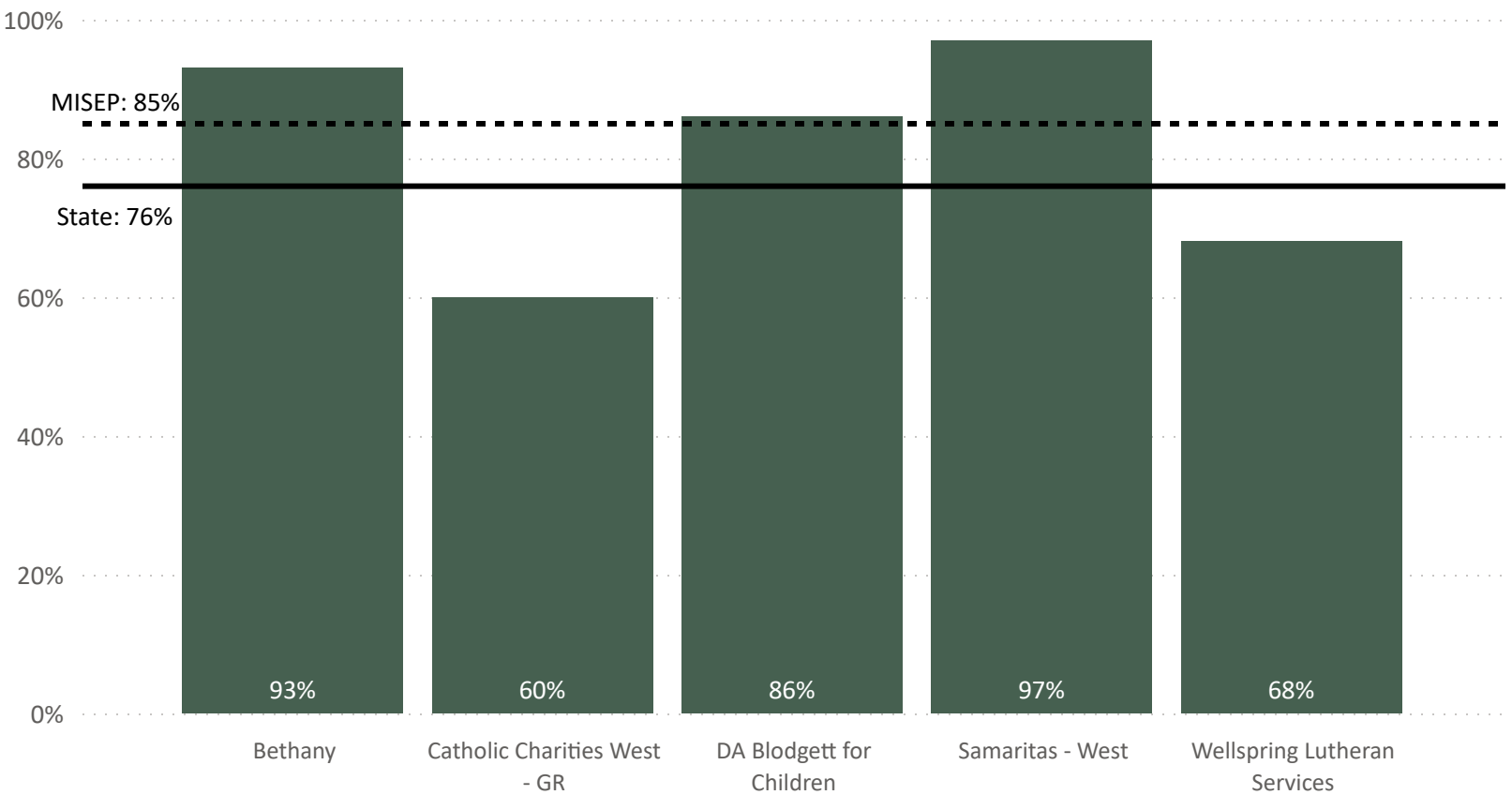
## Child - Sibling Contacts

**MISEP | Measure Definition:** At least 85% of children in foster care who have siblings in custody with whom they are not placed shall have at least monthly visits with their siblings who are placed elsewhere in DHHS foster care custody, unless specified exceptions apply.

**WMPC Contract Amendment | Measure Definition:** At least 79% of children in foster care who have siblings in custody with whom they are not placed shall have at least monthly visits with their siblings.

### Quarter 2 Performance

81% (297/367) of families in the WMPC network had caseworker face-to-face contact in accordance with MISEP requirements. This does not meet the benchmark of 85%, although surpasses the State average of 76%.



# WMPC Quarterly Performance Report



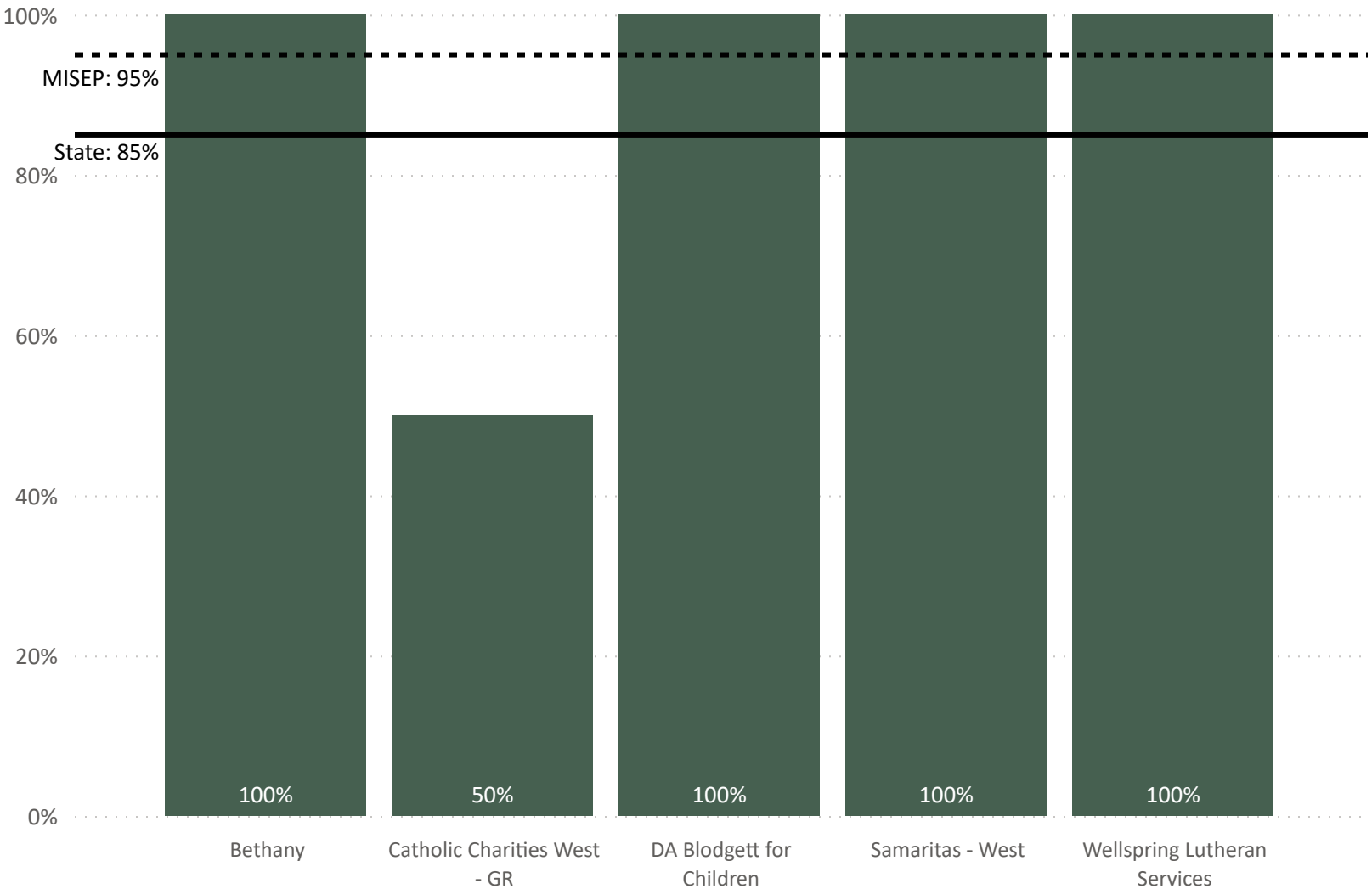
## Initial Service Plans

**MISEP | Measure Definition:** At least 95% of children shall have an initial service plan completed within 30 days of entry into foster care.

**WMPC Contract Amendment | Measure Definition:** At least 86% of children supervised shall have an initial service plan completed within 30 days of entry into foster care, in accordance with the guidelines in FOM 722-06I Policy by the end of FY2023.

## Quarter 2 Performance

94% (34/36) of children in the WMPC network had an initial service plan completed within 30 days of entry into foster care, which does not meet the benchmark of 95%, but does exceed the State average of 87%.



# WMPC Quarterly Performance Report



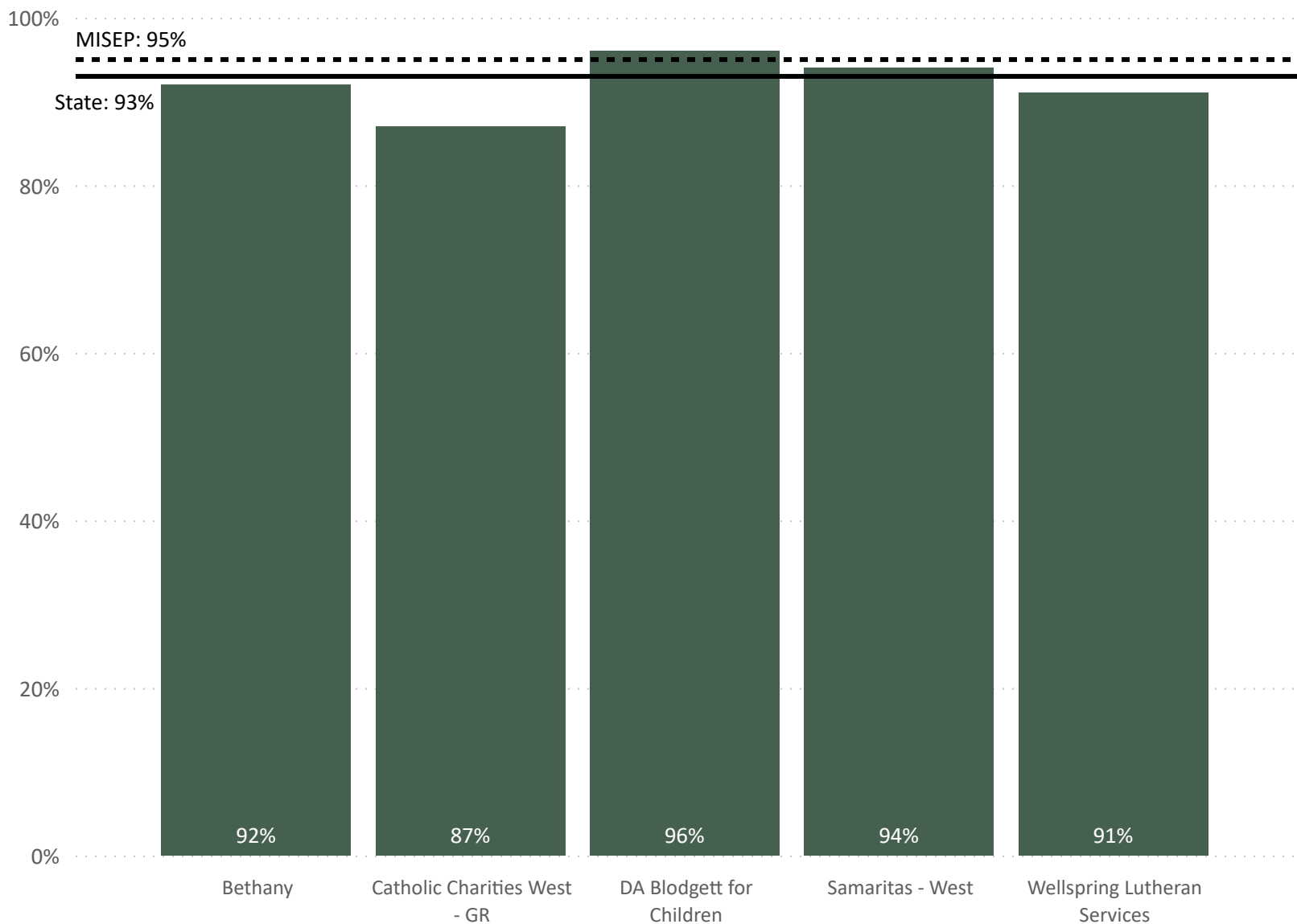
## Updated Service Plans

**MISEP | Measure Definition:** At least 95% of children shall have a service plan updated quarterly.

**WMPC Contract Amendment | Measure Definition:** At least 92% of children supervised shall have a service plan updated quarterly, in accordance with the guidelines in FOM 722-06I Policy by the end of FY2023.

### Quarter 2 Performance

92% (280/303) of children in the WMPC network had a service plan updated quarterly, which does not meet the 95% standard, and does not meet the State average of 93% for the first quarter.



# WMPC Quarterly Performance Report



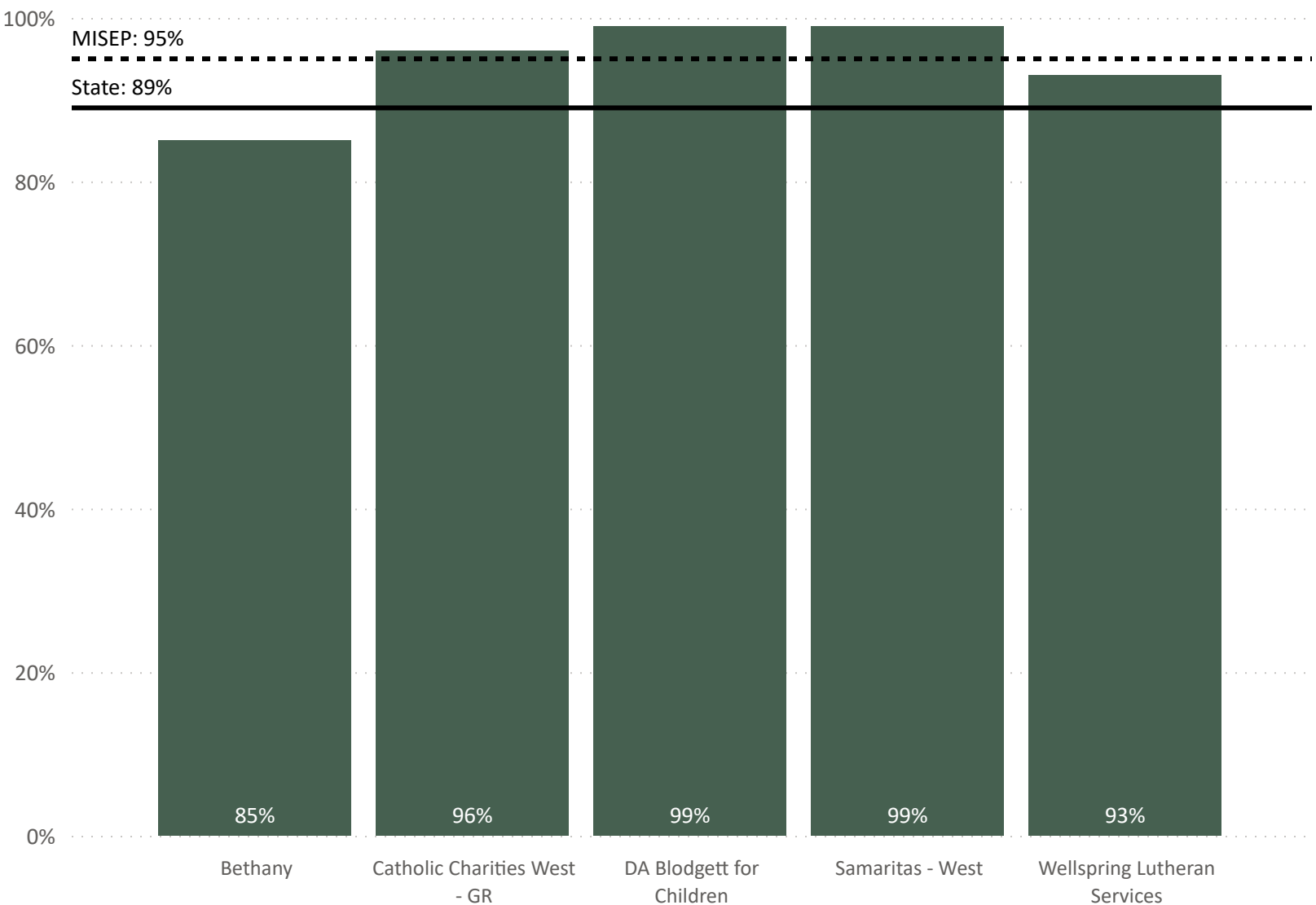
## Service Plan Approvals

**MISEP | Measure Definition:** At least 95% of children shall have a case service plan approved within 14 days of case worker submission to the supervisor for review.

**WMPC Contract Amendment | Measure Definition:** At least 92% of children supervised shall have a case service plan approved within 14 days of submission to supervisor, in accordance with the guidelines in FOM 722-06I Policy by the end of FY2023.

## Quarter 2 Performance

86% of children in the WMPC network had service plans approved timely, which does not meet the benchmark of 95%. The WMPC network surpasses the State average of 89% this quarter.





# WMPC Quarterly Performance Report



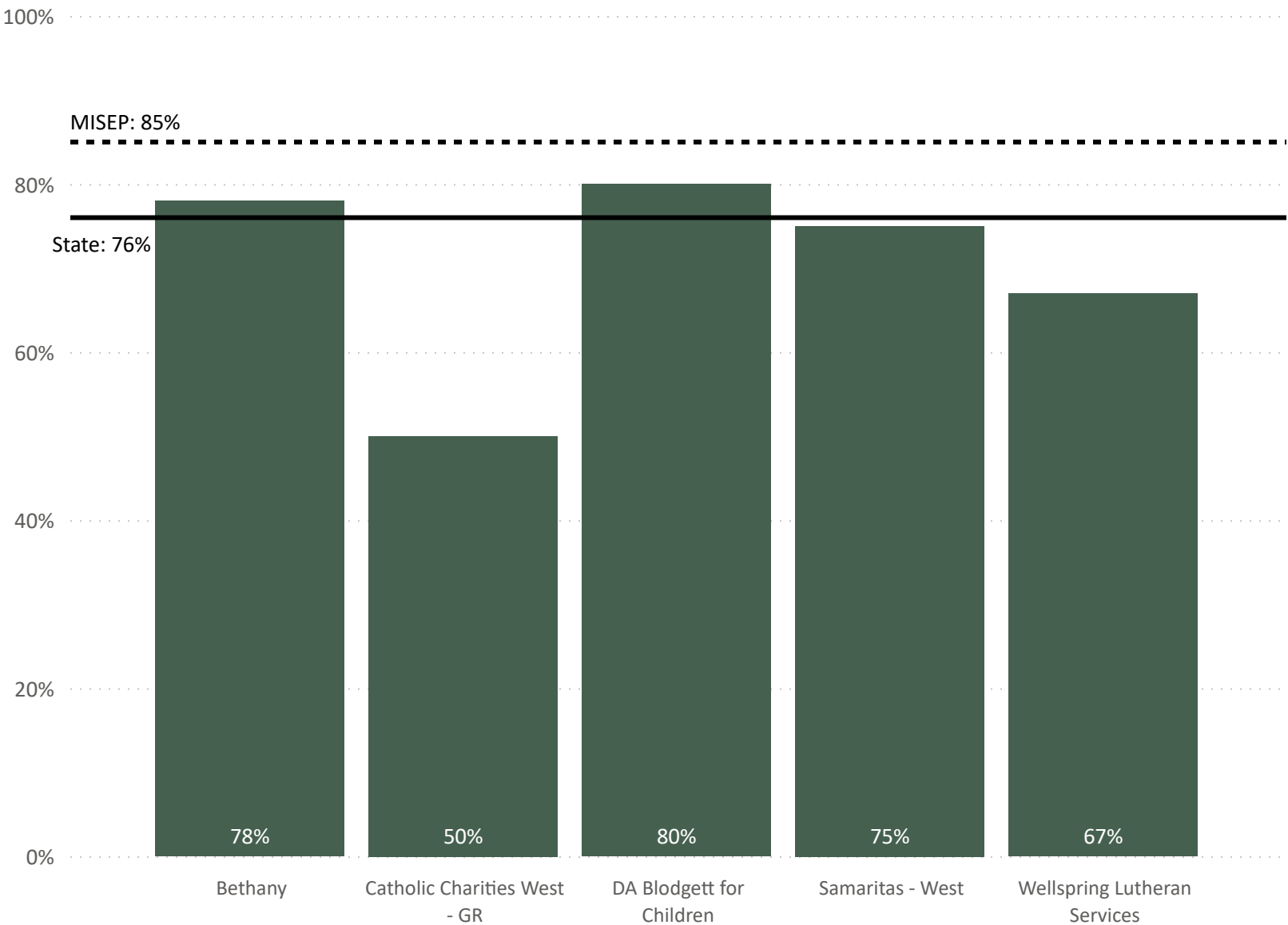
## Initial Medical Exams

**MISEP | Measure Definition:** No fewer than 85% of children will have an initial medical exam within 30 days of removal.

**WMPC Contract Amendment | Measure Definition:** At least 74% of children supervised shall have an initial medical examination within 30 days of entry into foster care, in accordance with the guidelines in FOM 722-06I Policy by the end of FY2023.

### Quarter 2 Performance

71% (31/50) of children had an initial medical exam within 30 days of removal, which does not meet the benchmark of 85% and does not meet the State average of 76% this quarter.



# WMPC Quarterly Performance Report



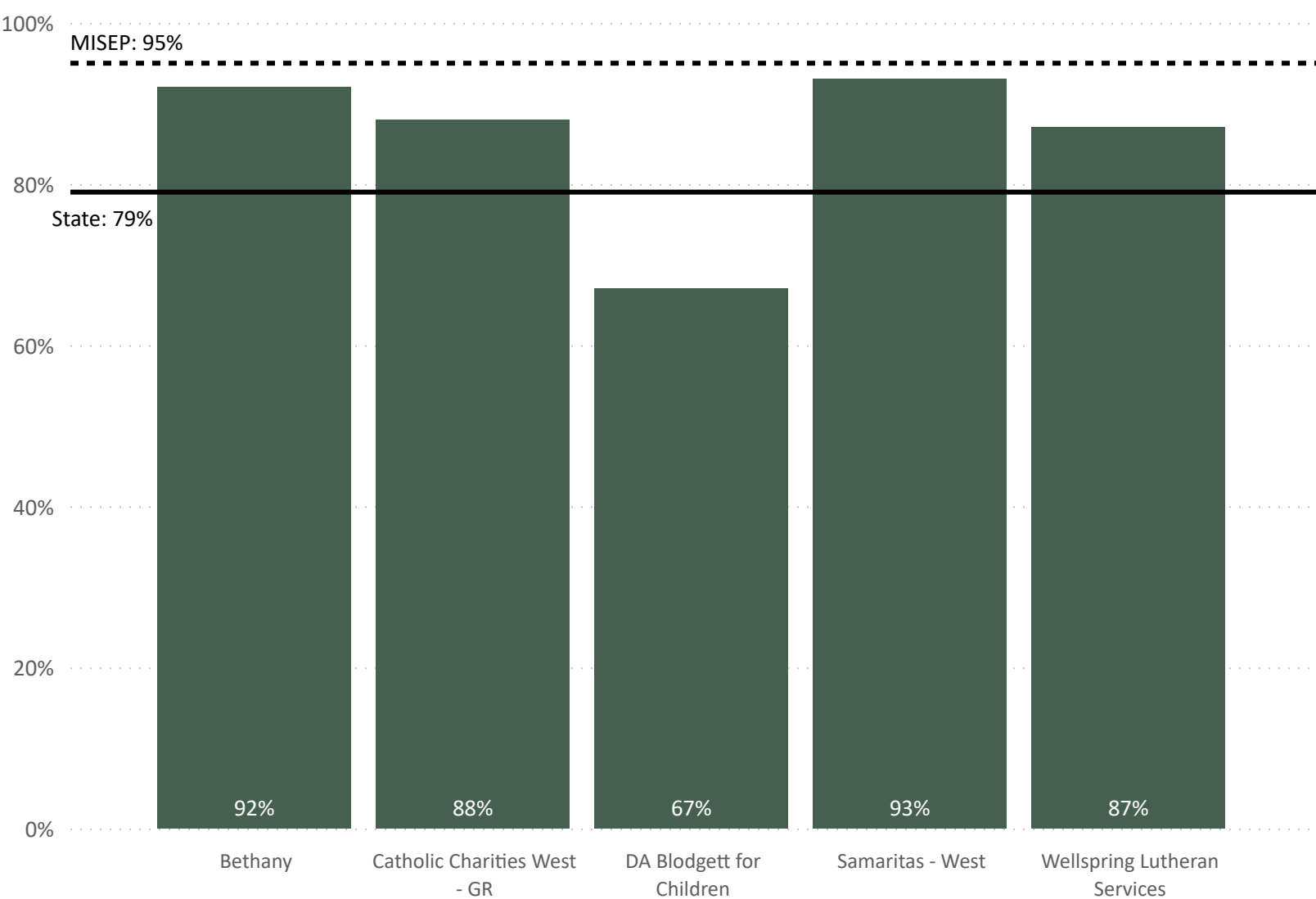
## Periodic Medical Exams

**MISEP | Measure Definition:** Following an initial medical examination, at least 95% of children shall receive periodic medical examinations and screenings.

**WMPC Contract Amendment | Measure Definition:** At least 86% of children supervised shall have periodic and ongoing medical examinations and screenings according to guidelines set forth by the American Academy of Pediatrics, in accordance with the guidelines in FOM 722-06I Policy by the end of FY2023.

### Quarter 2 Performance

86% (102/118) of children in the WMPC network received a periodic medical exam and screening, which does not meet the 95% benchmark, but does exceed the State average of 79% this quarter.



# WMPC Quarterly Performance Report



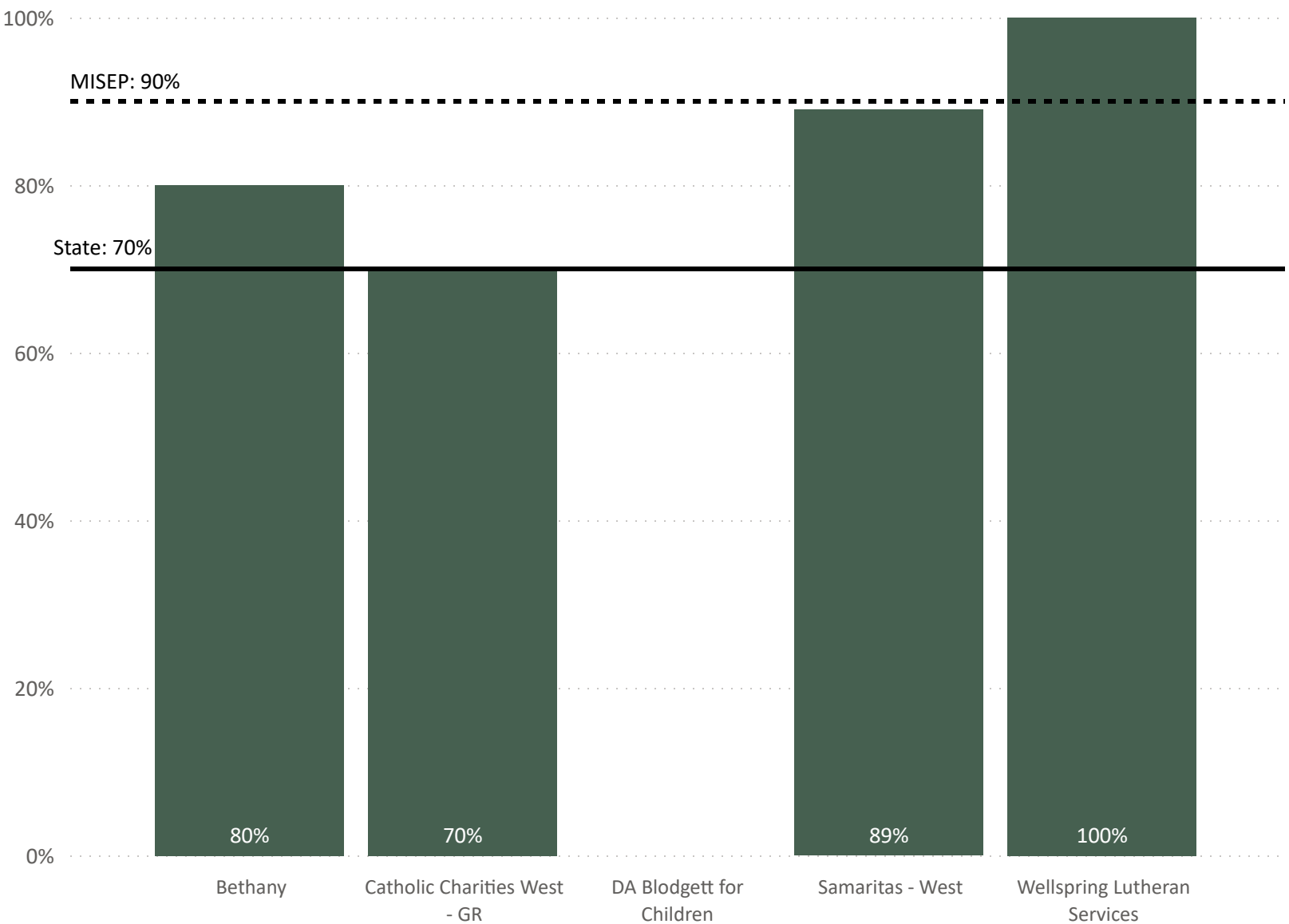
## Initial Dental Exams

**MISEP | Measure Definition:** No fewer than 90% of children shall have an initial dental examination within 90 days of removal unless the child has had an exam within 6 months prior to placement or the child is less than one years of age.

**WMPC Contract Amendment | Measure Definition:** At least 79% of children shall have an initial dental examination completed within 90 days of entry into foster care, in accordance with the guidelines in FOM 722-06I Policy by the end of FY2023.

## Quarter 2 Performance

68% of children in the WMPC network had an initial dental exam as required by MISEP, which does not meet the MISEP standard of 90%. The WMPC network did not meet the State average of 70% in the second quarter.



# WMPC Quarterly Performance Report



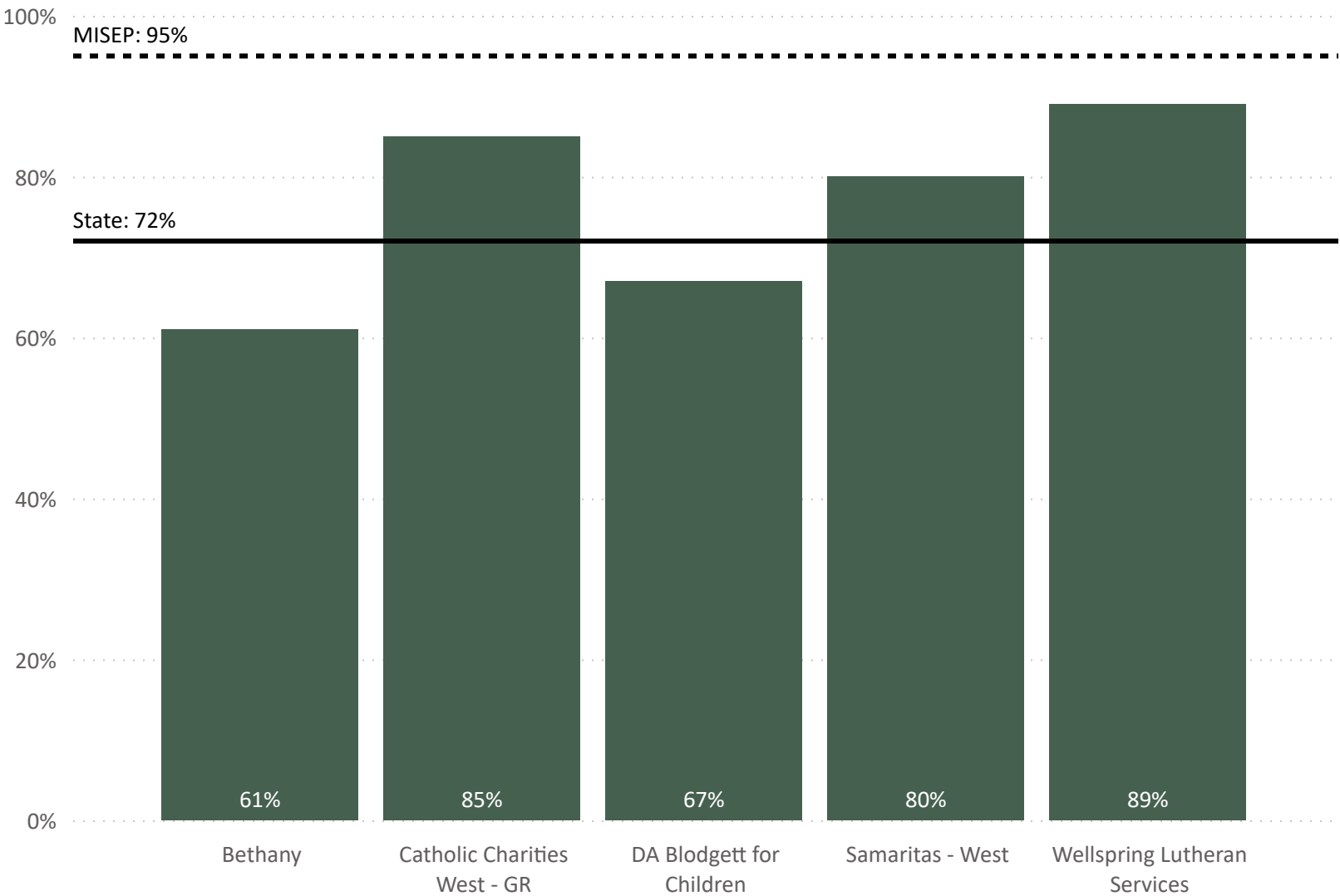
## Periodic Dental Exams

**MISEP | Measure Definition:** Following an initial medical examination, at least 95% of children shall receive periodic medical examinations and screenings.

**WMPC Contract Amendment | Measure Definition:** At least 79% of children supervised shall receive periodic and ongoing dental examinations and screenings according to the guidelines set forth by the American Academy of Pediatrics, in accordance with the guidelines in FOM 722-06I Policy by the end of FY2023.

### Quarter 2 Performance

76% (137/198) of children in the WMPC network had an periodic dental exam as required by MISEP, which does not meet the MISEP benchmark of 95% and does not exceed the State average of 72%.



# WMPC Quarterly Performance Report



## Adoption Disruptions

**MISEP | Measure Definition:** Fewer than 5% of placements for adoption shall end in disruption.

0

### Quarter 1 Performance

The WMPC network did not have any adoption disruptions in FY2023 Q1, which meets the MISEP standard.

Adoption Disruptions

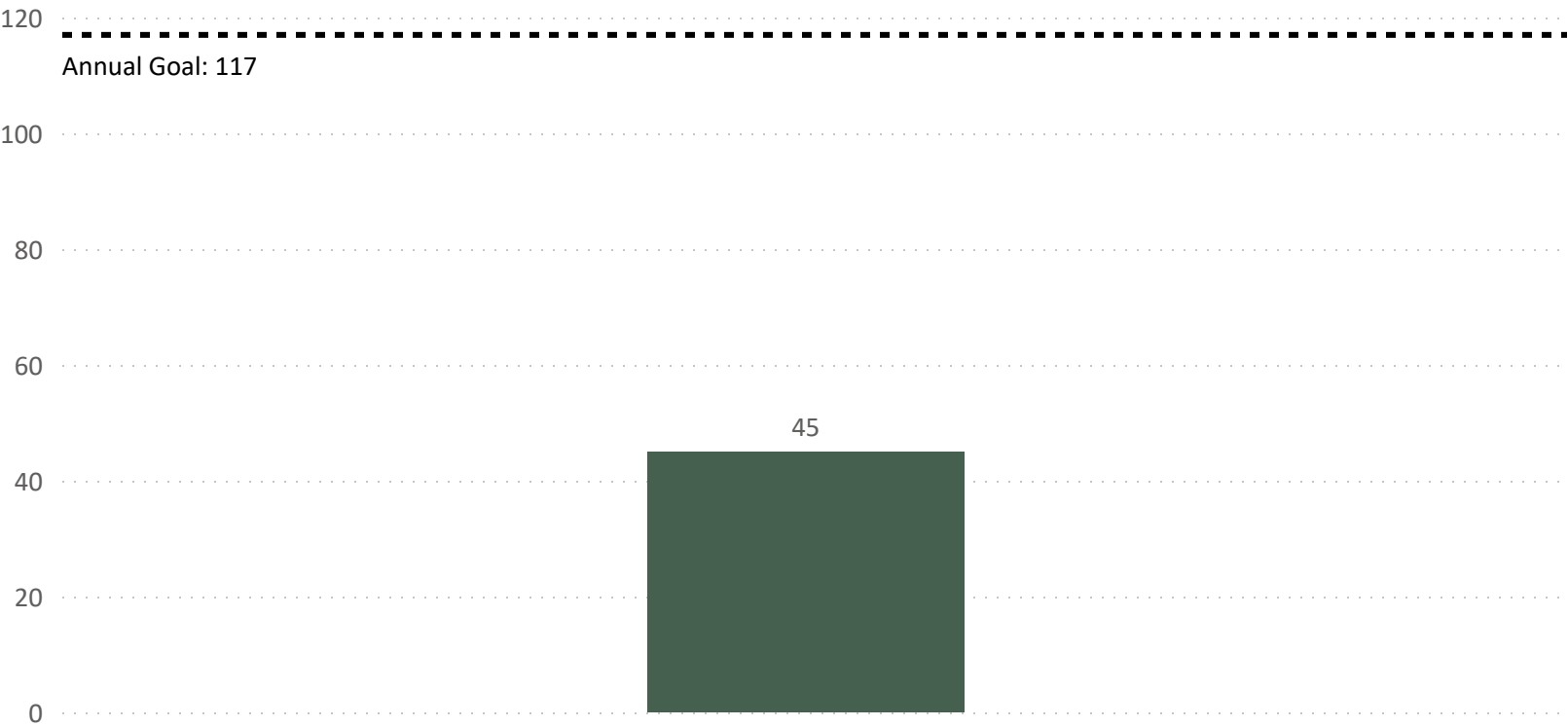
## Adoption Finalizations

**MISEP | Measure Definition:** By September 30 of the previous fiscal year, at least 80% of the number of children with a goal of adoption and have legal status of 44, 94, or sometimes 40, who were legally free for adoption on September 30 of the previous fiscal year, shall have adoptions finalized.

### Quarter 2 Performance

The WMPC network finalized 25 adoptions in Quarter 2 and 45 year-to-date. This accounts for which is 38% of the network's annual goal of 117.

## Adoptions



FY2023 Q2

Source: Finalized Adoptions: KC-3108 Adoption Finalization By Agency October--December 2022, accessed 4/24/2023

# WMPC Quarterly Performance Report



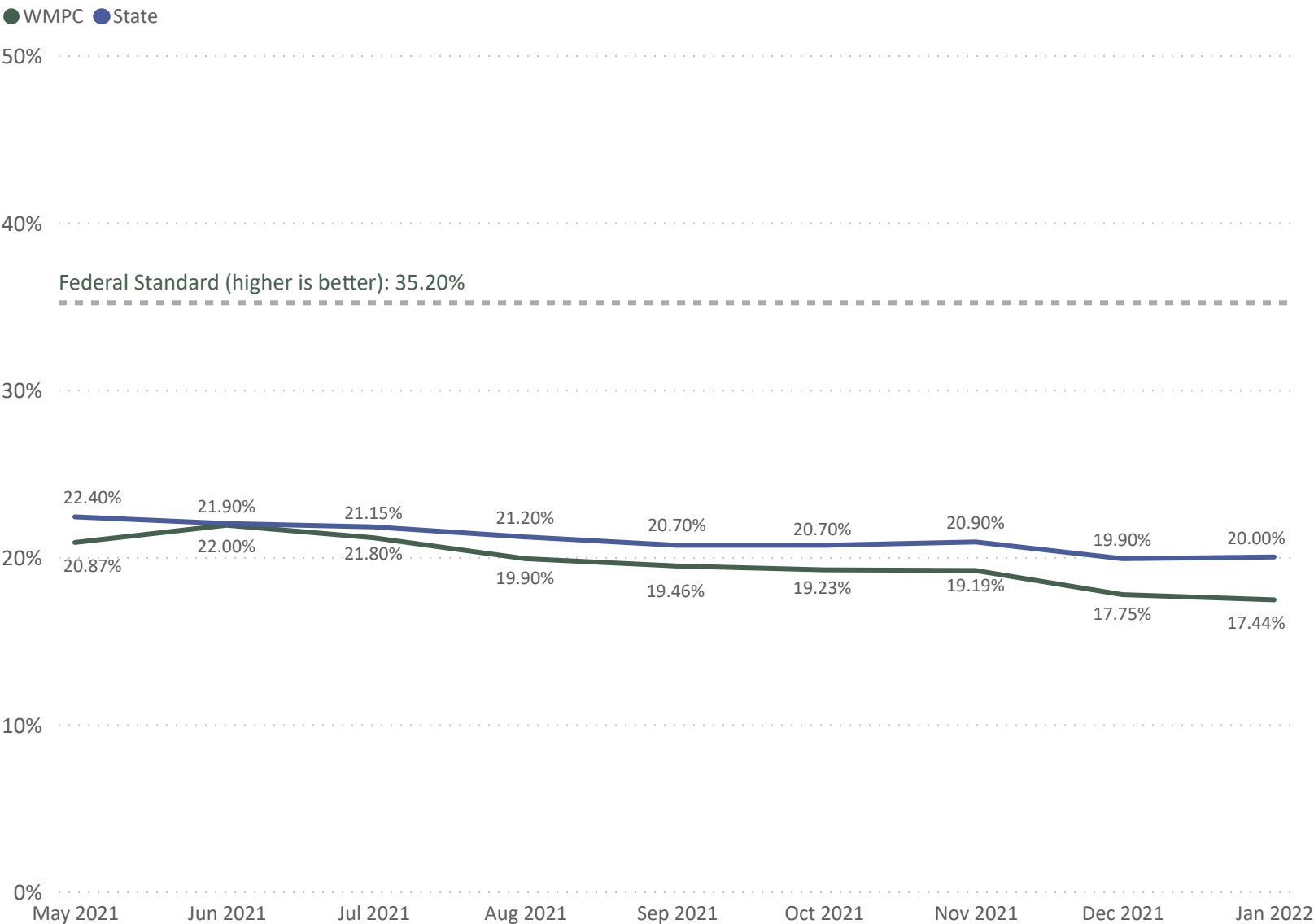
## Permanency in 12 months

**Federal | Measure Definition:** Of all children who enter foster care in a 12-month period, the percentage who are discharged to permanency within 12 months of entering foster care should be at least 35.2%. This percent is the federal standard. Children who are discharged to permanency must not re-enter foster care for the following 12 months to be counted in this measure. **Higher is better for this measure.** *Note: the most recent performance for this measure is October 2021 as children must remain discharged from foster care for 12 months to be counted.*

**WMPC Contract Amendment | Measure Definition:** At least 24% of children shall achieve permanency with 12 months for children entering foster care by the end of FY2023. The FY2023 goal is 24%, which is an 3% increase from FY2022.

### Current Performance

In the January 2022 cohort, 17.4% of children achieved permanency within 12 months, which did not meet the federal goal of 35.2% or WMPC contract requirement of 24%.



FY2023 Q2

Source: NCANDS entry cohorts September 2015 – January 2022, prepared by MDHHS DTMB, generated 4/24/2023

# WMPC Quarterly Performance Report



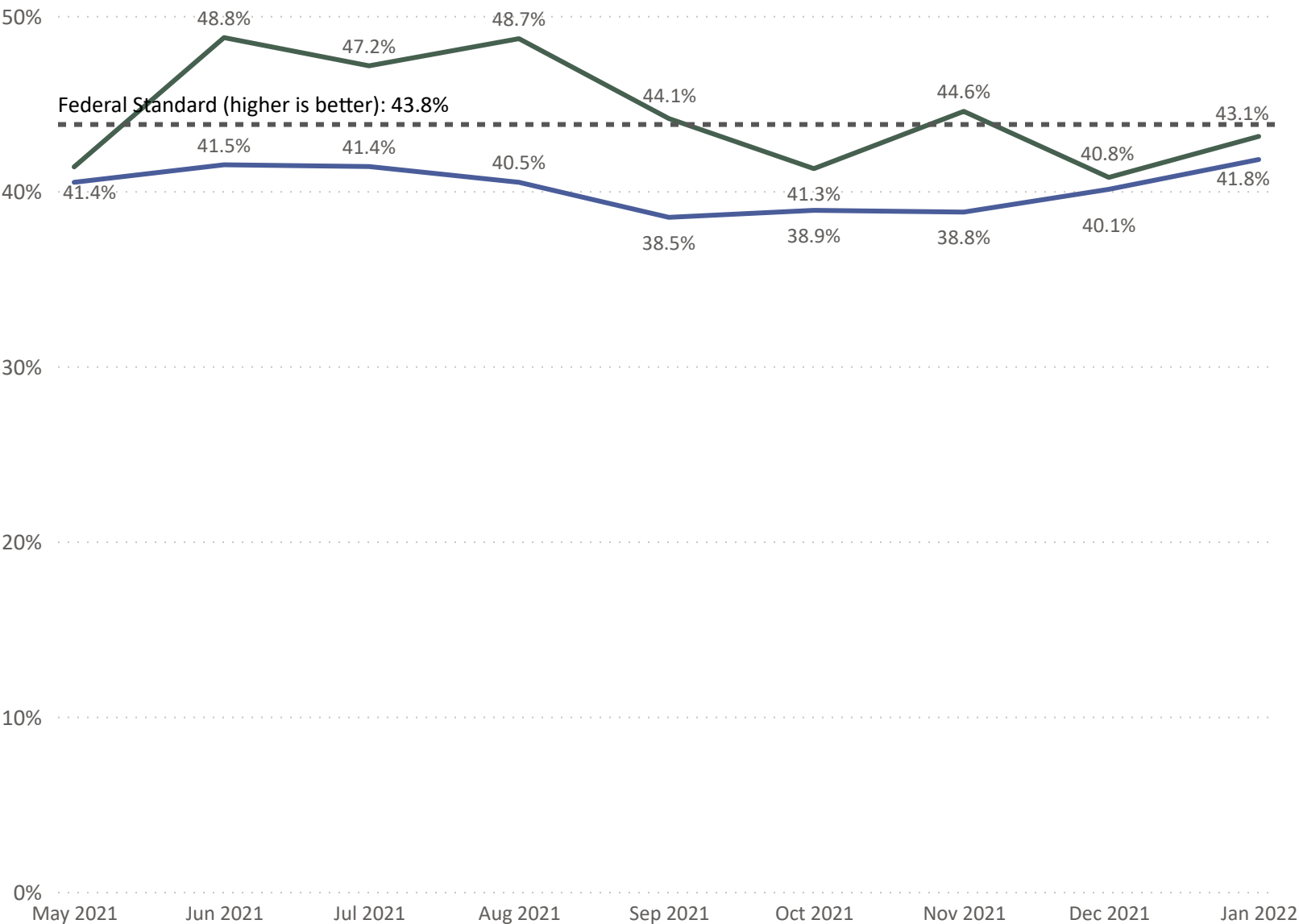
## Permanency in 12 months for children in care 12-23 months

**Federal | Measure Definition:** Of all children in care on the first day of a 12-month period who had been in care between 12 and 23 months, the percentage who are discharged to permanency within 12 months of the first day should be at least 43.8%. This percent is the federal standard. **Higher is better for this measure. Note: the most recent performance for this measure is November 2021 as children must remain discharged from foster care for 12 months to be counted.**

### Current Performance

Within the January 2022 cohort, 43.1% of children were discharged to permanency, which is above the federal standard for children in care between 12-23 months. This measure has been variable over the last year with performance at times above or below the federal standard.

● WMPC ● State



# WMPC Quarterly Performance Report

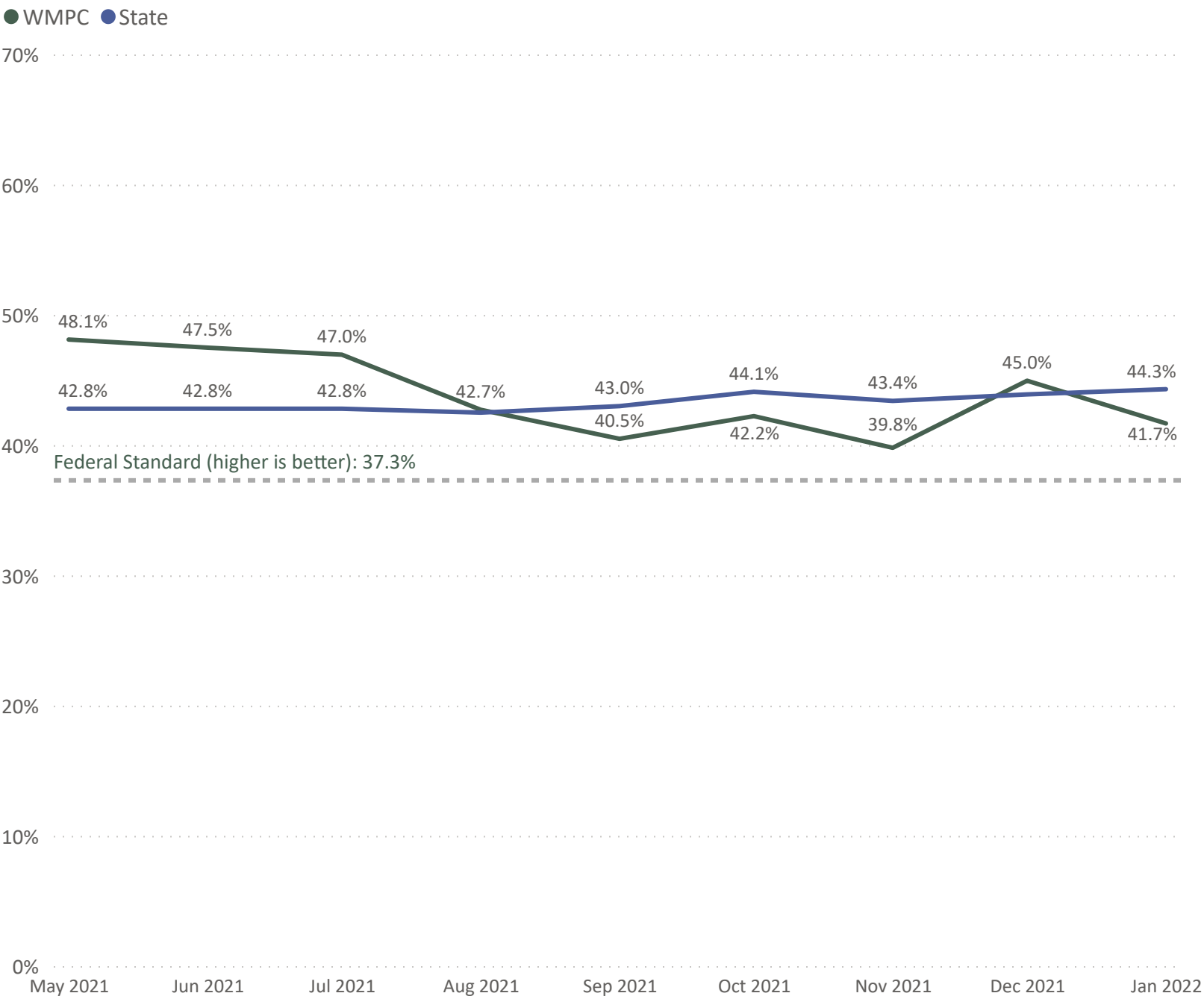


## Permanency in 12 months for children in care 24+ months

**Federal | Measure Definition:** Of all children in foster care on the first day of a 12-month period who had been in foster care for 24 months or more, the percentage who are discharged to permanency within 12 months of the first day should be at least 37.3%. This percent is the federal standard. **Higher is better for this measure. Note: the most recent performance for this measure is November 2021 as children must remain discharged from foster care for 12 months to be counted.**

### Current Performance

Within the January 2022 cohort, 41.7% of children were discharged to permanency. The WMPC network performed better than the federal standard but was below State performance for this measure.





# WMPC Quarterly Performance Report



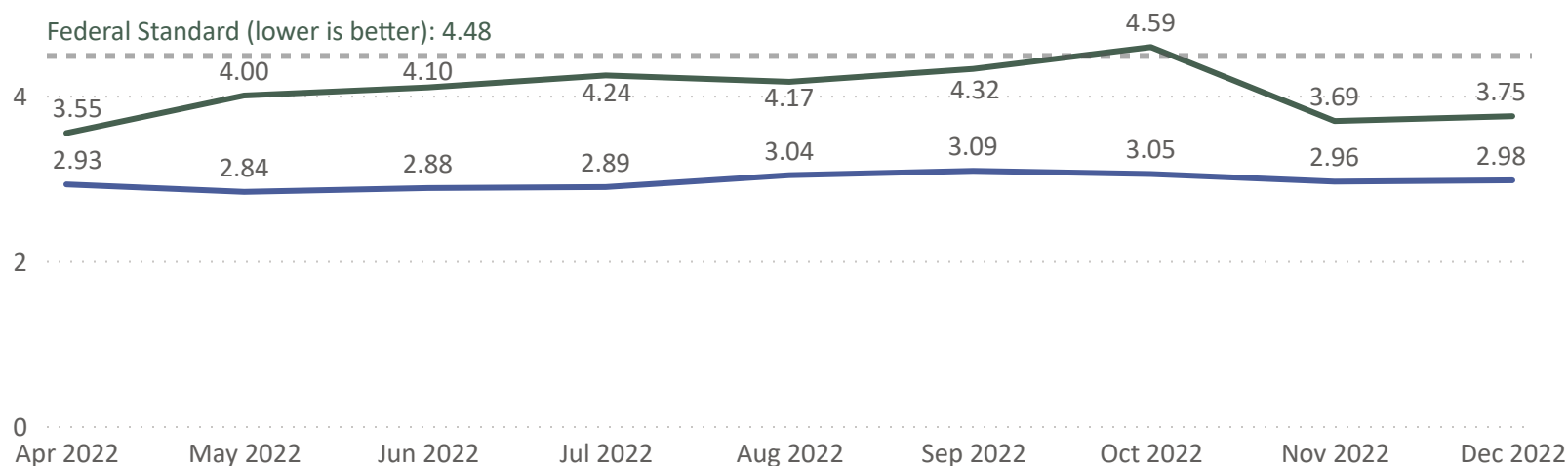
## Placement Stability

**Federal | Measure Definition:** Of all children who entered care in a 12-month period, the rate of placement moves per 1,000 days of foster care should be at most 4.48. This rate is the federal standard. **Lower is better for this measure.**

### Current Performance

The WMPC network is below the federal standard for this measure, but at 3.8 moves per 1,000 days is exceeding the State average.

● WMPC ● State



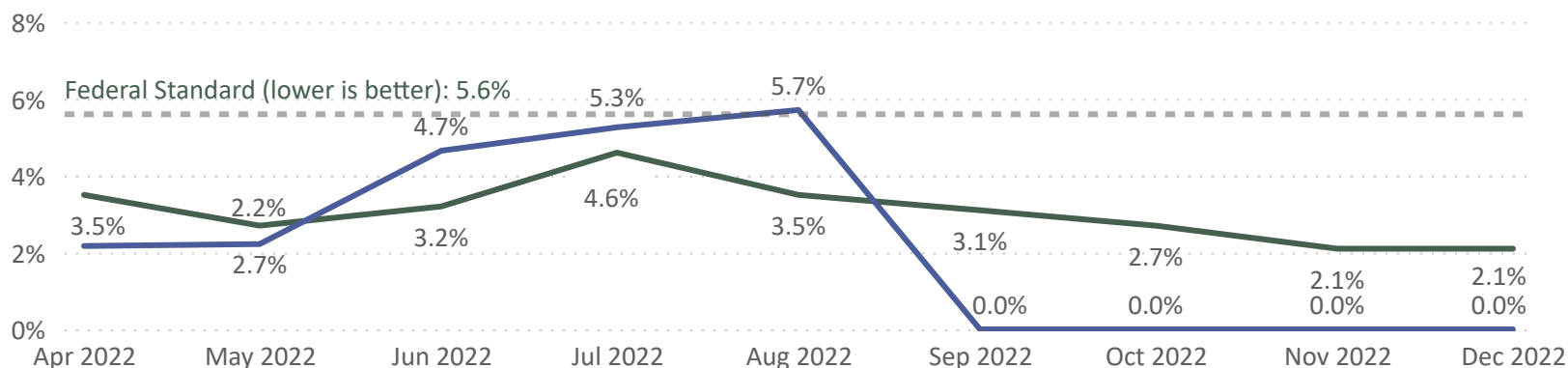
## Re-entry into foster care within 12 months

**Federal | Measure Definition:** Of all children who enter care in a 12-month period, who discharged within 12 months to reunification, living with relative, or guardianship, the percent who re-enter care within 12 months of their discharge should be at most 5.6%. This percent is the federal standard. **Lower is better for this measure.**

### Current Performance

The WMPC network exceeds this measure's federal standard. In the October cohort, 0.0% of children re-entered foster care within 12 months of being discharged from care.

● State ● WMPC



FY2023 Q2

Source: NCANDS entry cohorts September 2015 – December 2022, prepared by MDHHS DTMB, generated 4/24/2023

# WMPC Quarterly Performance Report

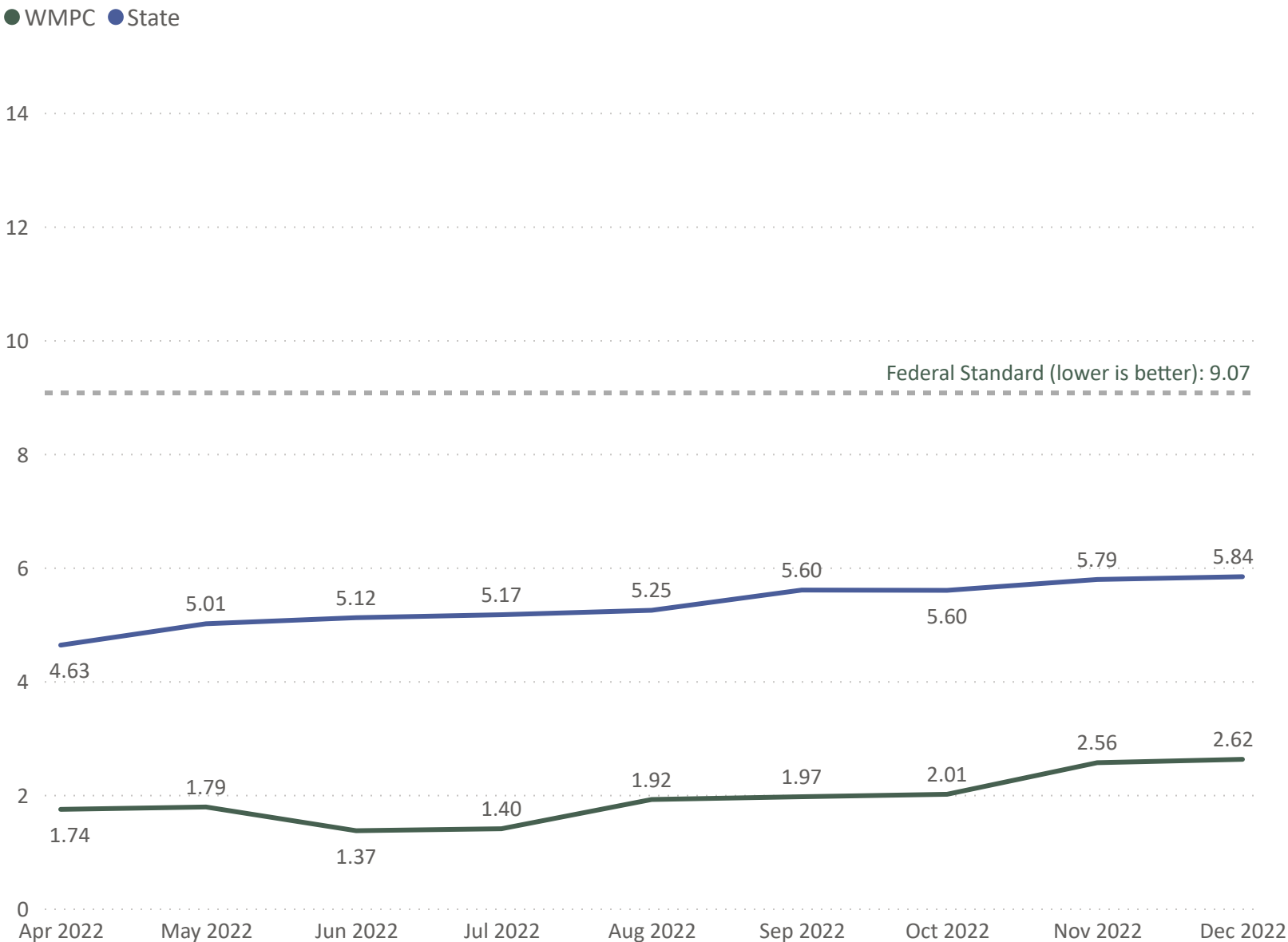


## Maltreatment In Care

**Federal | Measure Definition:** Of all children in foster care during a 12-month period, the rate of victimization per 100,000 days of foster care should be at most 9.07. This rate is the federal standard. **Lower is better for this measure.**

### Current Performance

MIC rates have decreased significantly for WMPC and the State, which is an encouraging trend. The WMPC MIC rate plummeted below the federal standard in early 2021 and has remained lower than 9.07 . The most recent MIC rate of 2.62 per 100,000 days in foster care is well below the federal standard and State average.



# WMPC Quarterly Performance Report

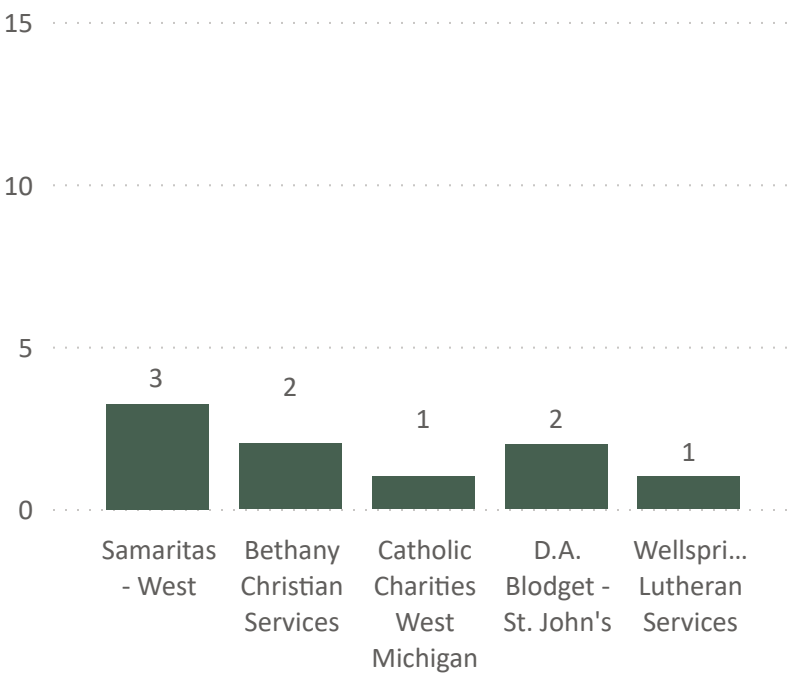


## Licensed Unrelated Foster Homes

**WMPC Contract | Measure Definition:** The WMPC network will license the number of licensed unrelated foster homes required to meet or exceed their benchmark for total number of licensed homes. This measure is determined for each agency by the MDHHS Children's Services Administration's Adoption and Foster Parent Recruitment and Retention (AFPRR) licensing calculator. The WMPC network has a goal of licensing 78 new non-relative foster homes in FY2023.

### Quarter 2 Performance

The WMPC network licensed 9 unrelated foster homes for FY2023 Quarter 2. Agencies must increase their performance for the remaining quarters to reach their individual annual goals.

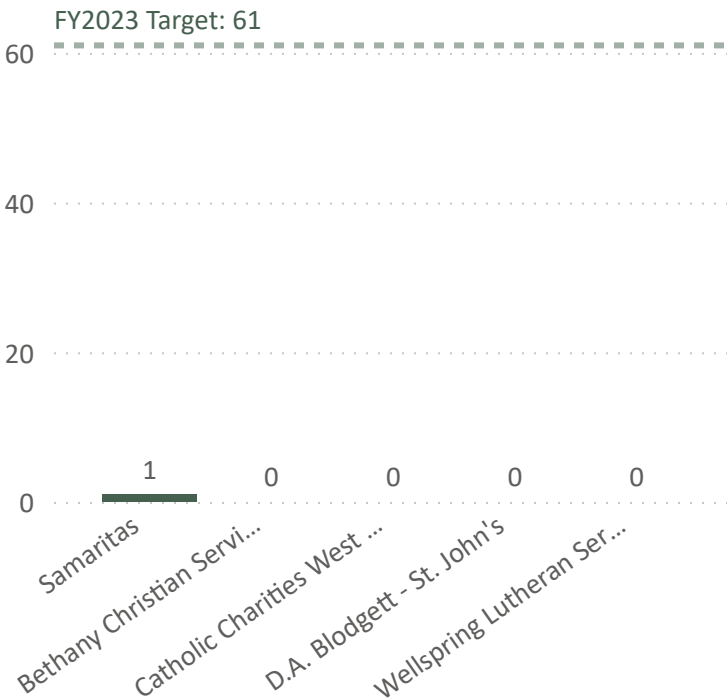


## Licensed Relative Foster Homes

**WMPC Contract | Measure Definition:** The number of new relatives successfully completing the licensing process will increase by 10% each fiscal year. The baseline measure was established in FY2019 of 41 licensed relatives. The FY2023 goal is to license 61 relatives. **Note: this does not include relatives in the process of re-evaluations to maintain their foster home license. It only includes new licenses.**

### Quarter 2 Performance

The WMPC network licensed 1 new relative foster homes in FY2023 Quarter 2. All agencies must increase their performance for the remaining quarters to reach their individual annual goals.



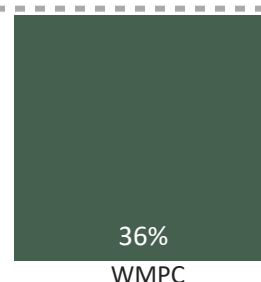
## Relative Placements

**WMPC Contract | Measure Definition:** The WMPC network will increase the percentage of days children placed in relative care by 6% from FY2022 OR at least **37%** of all children served by the WMPC network are in relative care each year.

### Quarter 2 Performance

Children in WMPC's care spent 36% of FY2023 Quarter 2's total days in licensed/unlicensed relative homes, which does meet the contractual measure of 37%.

Goal: 37%



## Community Placements

**WMPC Contract | Measure Definition:** The percentage of days children placed in community-based foster care in the most family-like setting will meet or exceed 96% or should increase by 3% from the previous year. Children spent 93% of their days in community placements in FY2022, so the FY2023 goal is at least 96%.

### Quarter 2 Performance

The WMPC network average number of days spent in community placements is currently at 92%, which does not meet the contractual standard.

Goal: 96%



# WMPC Quarterly Performance Report



## Shelter as First Placement

**WMPC Contract | Measure Definition:** The WMPC Network will reduce the percentage of children whose first placement is in a shelter each fiscal year. The FY2023 goal is not to exceed 15% of children with shelter as their first placement.

### Quarter 2 Performance

The WMPC network had 3 children placed in shelter the second quarter of FY2023, although there were no children placed in shelter as their first placement this quarter. The network therefore met their contractual goal.

0

Shelter as First Placement

3

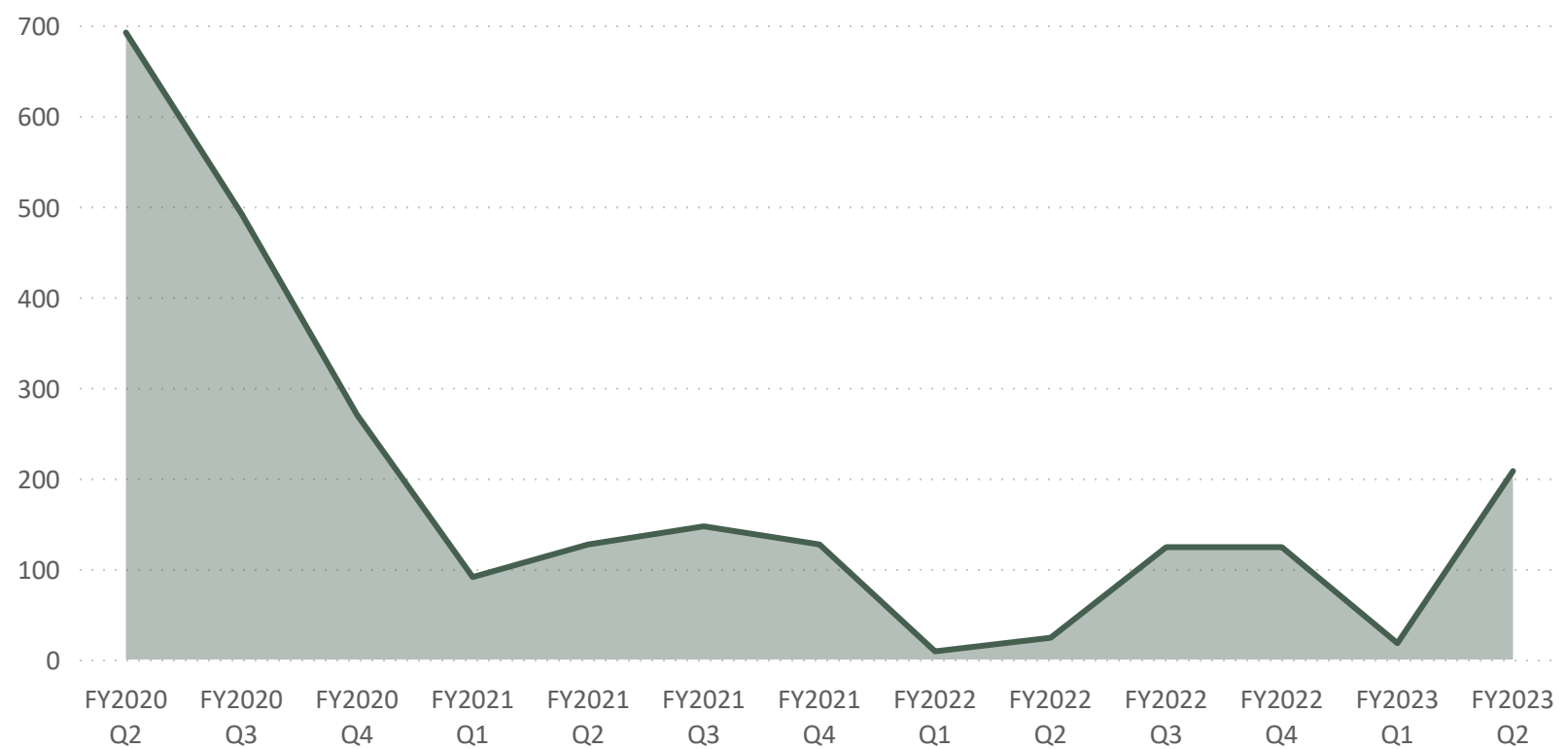
Children in Shelter Placements

## Total Days in Shelter

**WMPC Contract | Measure Definition:** The total number of days children placed in emergency shelter will reduce by 16% from FY2019 by the end of FY2022. The FY2020 goal was a 2% reduction from FY2019, or 3,033 days. The FY2021 goal was a 5% reduction from FY2020, or 2,878 days in shelter. The FY2022 goal is a 9% reduction from FY2021, or 2,600 days for the network. The FY2023 goal is a 14% reduction from FY2022 or 2,236 days for the network.

### Quarter 2 Performance

In FY2022, WMPC network children spent 272 days in shelter. This is a 42% reduction from FY2021 total of 471. In the second quarter of FY2023, children spent 208 days in shelter. Year-to-date, there have been 226 days spent in shelter. The WMPC network continues to be on track to be below the target of 2,236 days in care and could also be well below last fiscal year's total number of days in



FY2023 Q2

# WMPC Quarterly Performance Report



## Average Days in Residential Placements

**WMPC Contract | Measure Description:** The WMPC Network will reduce the average days children spend in residential placements each quarter. Quarterly targets are calculated by decreasing the previous fiscal year and quarterly performance by 3% of the total average days in residential care. **Lower or below the benchmark line is better for this measure.**

### Quarter 2 Performance

The average number of days children spent in residential placements for the Network in Quarter 2 was 63 days, which is under the benchmark of 71. The network must continue to focus on decreasing the length of stay in facilities to meet the next quarter's goal.

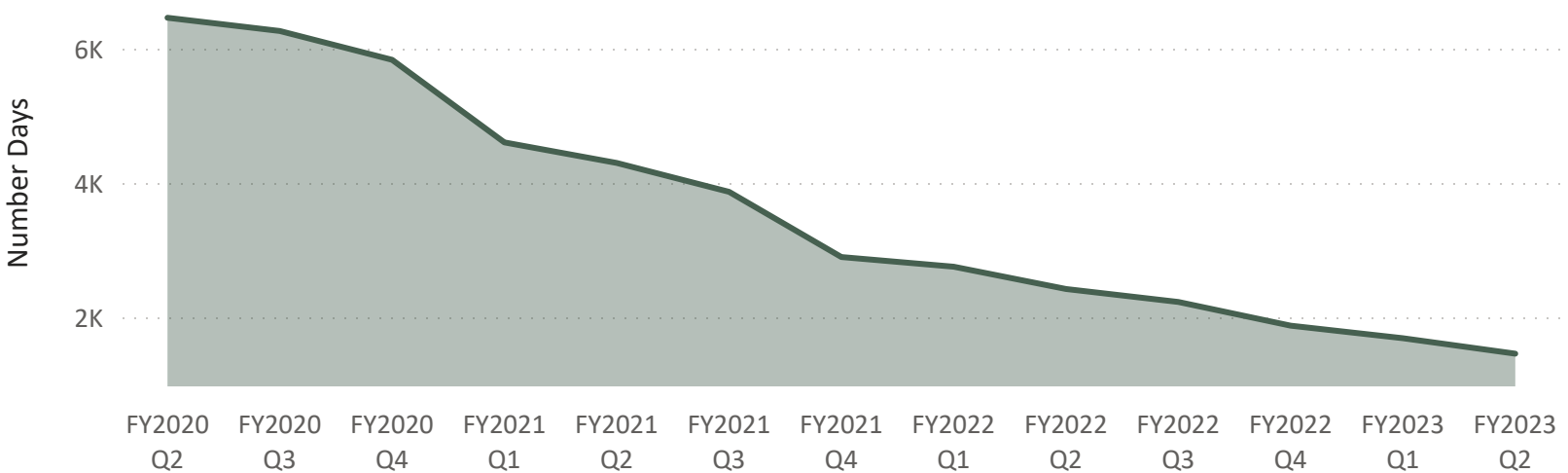


## Total Days in Residential Placements

**WMPC Contract | Measure Description:** The total number of days children placed in residential care will reduce by 32% from FY2019 (24,109 days) by the end of FY2023, with the goal to be at or below 26,753 days at the end of the fiscal year. This includes an incremental a reduction of 8% (22,109 total days) in FY2020, 16% (19,916 total days) in FY2021, 24% (26,205 total days) in FY2022, 32% (16,394 total days) in FY2023.

### Quarter 2 Performance

WMPC children spent just 1,458 days in residential placements in Quarter 2. Based on this performance, WMPC is projected to meet the fiscal year target of decreasing by 8% and remaining below 16,394 total days in residential placements for the entire fiscal year.



FY2023 Q2